

# Cylindrical poles Ø 102 mm or with upper reduction Ø 60 mm

PAGE 1/2 REV 0 \_ 13.02.2023

Cariboni  
group

## Materials

**Body:** made of steel profile S235 JR UNI EN10025 with subsequent circumferential welding of ERW electro-welded tubes with an approved MAW automatic process.

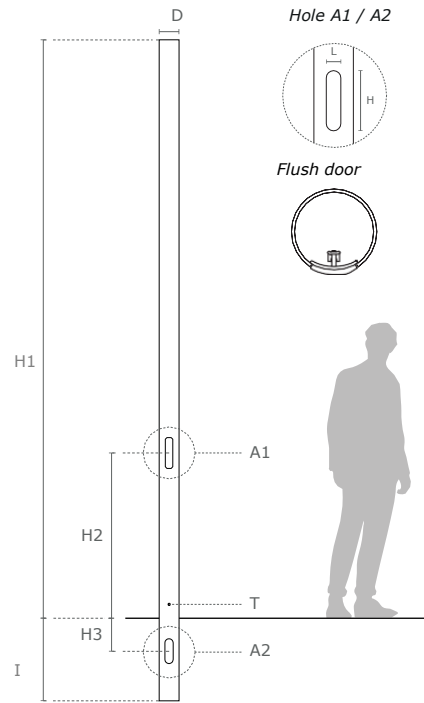
Surface finish: hot dip galvanised in compliance with EN 1461 and subsequent powder coating, colour dark grey sablè 100 noir.

**Cap:** black polycarbonate top closure.

## Installation

**Fastening:** Pole to be embedded. A protective sleeve is available on request.

**Electrical wiring:** Four-pole terminal board for cables 4x16mm<sup>2</sup>. There is a hole for attaching the external earthing cable lug with M10 (T) threaded insert.



## A1 - Terminal board hole and door

Hole dimensions LxH: 45 x 186 mm

## A2 - Cable entry hole


Hole dimensions LxH: 50 x 150 mm

Hole height H3: -200 mm

## Reduction Ø60 - thickness 3mm

For pole versions with an upper reduction h90, add "1" to the standard pole code (e.g. 01PA0148C1).

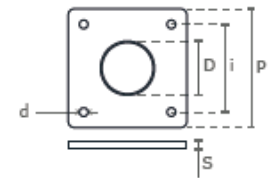
For pole versions with an upper reduction h120, add "2" to the standard pole code (e.g.:01PA0148C2).



## Base plate

Versions for fixing with a base plate are available on request.

Height above ground of pole = H1 + I

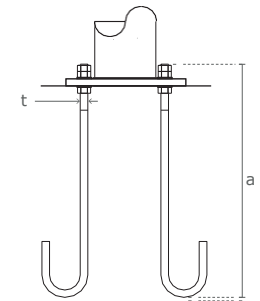


## Metal anchors

Length a = 500 mm

Thread t = M16

Plate fixing with metal anchors



Codes for embedded versions	D: Diameter x thickness [ mm ]	H1: Height above ground [ mm ]	I: Embedding depth [ mm ]	Number of arms [ No. ]	Pole weight [ kg ]	EN 40-3 Vref=25m\s [ m2 / daN ]	EN40-3 Vref=29m\s [ m2 / daN ]	Maximum Bending Moment [ kN x m ]
01PA0148C	Ø102 x 3	3500	500	1	28.5	1.05 / 80	0.80 / 60	3.50
01PA0005C	Ø102 x 3	4000	500	1	37.0	0.85 / 64	0.65 / 48	3.60
01PA0056C	Ø102 x 3	4500	500	1	41.0	0.70 / 52	0.50 / 38	3.70
01PA0006C	Ø102 x 3	5000	500	1	45.0	0.55 / 41	0.40 / 30	3.70
01PA0057C	Ø102 x 3	5500	500	1	49.0	0.45 / 33	0.32 / 24	3.75
01PA0058C	Ø102 x 3	6000	800	1	56.0	0.35 / 26	0.24 / 18	4.00
01PA0009C	Ø102 x 4	6500	800	1 / 2	79.0	0.42 / 32	0.30 / 23	5.10
01PA0059C	Ø102 x 4	7000	800	1 / 2	85.0	0.34 / 25	0.23 / 17	5.10
01PA0010C	Ø102 x 4	7500	800	1 / 2	90.0	0.26 / 19.5	0.17 / 12.5	5.10

Dimensional tolerance according EN40-2.

P x P x S : plate dimensions [ mm ]	i: plate holes interaxis [ mm ]	D: central hole [ mm ]	d: holes for metal anchors [ mm ]
200 x 200 x 12	i=135	D=102	d=18
200 x 200 x 12	i=135	D=102	d=18
200 x 200 x 12	i=135	D=102	d=18
200 x 200 x 12	i=135	D=102	d=18
200 x 200 x 12	i=135	D=102	d=18
200 x 200 x 12	i=135	D=102	d=18
250 x 250 x 15	i=185	D=102	d=18
250 x 250 x 15	i=185	D=102	d=18
250 x 250 x 15	i=185	D=102	d=18

Codes for versions with base plate are available on request.

**Resistance to wind according EN40-3-1**

Dimensioning and verification according to EN40-3, soil category II.  
The choice of the pole will be endorsed after structural verification according to EN-40, depending on the area of installation. The values of the European wind map are only indicative: wind speeds must be defined by national authorities.

**Passive safety EN12767**

Performance in case of impact with a vehicle: class 0

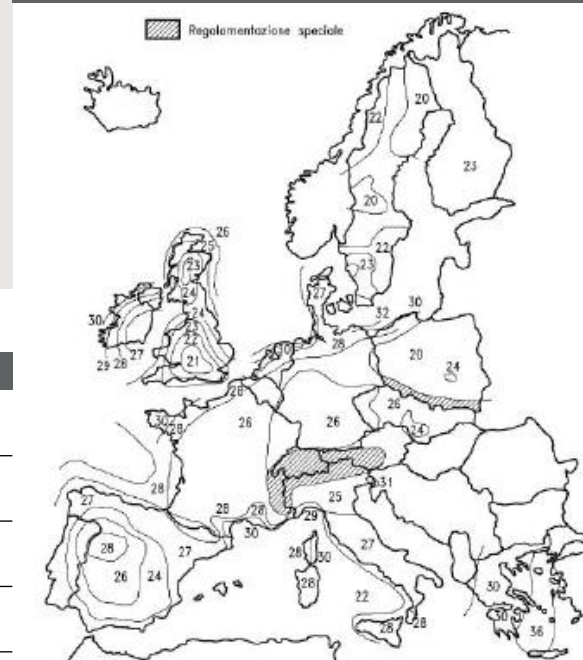
**Terrain categories for wind exposure**

**Terrain Category I:** Seasides. At the edge of a lake with a length exposed to the wind of at least 5km. Flat even land without obstacles.

**Terrain Category II:** Fenced off cultivated land, some small agricultural buildings, houses or trees.

**Terrain Category III:** Suburban or industrial areas or permanent forests.

**Terrain Category IV:** Urban perimeters with at least 15% of the surface built on, and/or on which the average heights of buildings exceed 15m.

**Eurocode installation zone ENV 1991-2-4: Europe****Eurocode installation zone ENV 1991-2-4: Italy**

Zone	Description	Vref
1	Valle d'Aosta, Piedmont, Lombardy, Trentino Alto Adige, Veneto, Friuli Venezia Giulia (not Trieste)	25m/s
2	Emilia Romagna	25m/s
3	Tuscany, Marche, Umbria, Lazio, Abruzzo, Molise, Puglia, Campania, Basilicata, Calabria (not Reggio Calabria)	27m/s
4	Sicily and the province of Reggio Calabria	28m/s
5	Sardinia (area to the east of the line joining Capo Teulada with La Maddalena Island)	28m/s
6	Sardinia (area to the west of the line joining Capo Teulada with La Maddalena Island)	28m/s
7	Liguria	28m/s
8	Province of Trieste	30m/s
9	Islands (except for Sicily and Sardinia) and open sea	31m/s

