



General Features

| | |
|---|---|
| Description: | LED luminaire |
| Insulation class: | class II |
| Rated voltage: | 220-240 V 50/60 Hz |
| Protection Grade: | IP66 |
| Impact protection: | IK09 |
| Surge protection device: | integrated 10kV-10kA, Type 3, equipped with LED signaling and thermofusible for disconnection at the end of life; impulse withstand CL II 10kV DM |
| Power Factor: | > 0.90 |
| Ambient temperature Ta: | -30°C +50°C |
| Weight: | 12 kg |
| Max exposed surface: | 0.28 m ² |
| Lateral exposed surface: | 0.09 m ² |
| Common mode surge protection: | 10 kV |
| Overtoltage protection differential mode: | 10 kV |
| Driver: | included |
| Driver lifetime: | >100.000 h @ Ta 25°C (0,2% / 1000h) |
| Marks and Certifications: | ENEC / CE |



Performance Data*

| | |
|-----------------------|----------|
| Source flow: | 16570 lm |
| Source power: | 98 W |
| Source efficiency: | 169 lm/W |
| Device flow: | 14120 lm |
| Device power: | 105 W |
| Appliance efficiency: | 134 lm/W |
| Glare Index Category: | D4 |

Optical System

| |
|---|
| Source: LED R4 |
| Color Temperature: 2700 K |
| Color Rendering Index (CRI): ≥ 70 |
| Chromatic consistency (SDCM): ≤ 3 |
| Type of optics: LT-CI Cycle path |
| Optical group life: >100.000 h @ Ta 25°C L90B10 |
| Photobiological safety class: EXEMPT GROUP |
| ULOR: 0% |
| DLOR: 100% |
| Light intensity category: G*3 |
| BUG rating: B3-U0-G2 |

Normative References

| |
|--|
| EN60598-1 / EN60598-2-3 / EN61547 / EN62471, EN55015 / EN61000-3-2 / EN61000-3-3 |
|--|

Installation and maintenance

| |
|--|
| Installation: arm suspension |
| Pole diameter: Ø 60 - 76 - 102 mm |
| Ø power cable: 10 ÷ 14 mm |
| Cable Gland: PG16 |
| Replaceable wiring plate: removable plate |
| Replaceable optical unit: each LED module is replaceable |
| Screen opening: opening by clip, fall block |
| Disconnecter: automatic (with terminal section 2.5 mm ²) |
| Power supply compartment: independent from the optical system |

Flow adjustment

On request

| | |
|---|---|
| Virtual Midnight Teaching | X |
| Arrangement for Zhaga connector (Book 18) | X |
| Constant flow output (CLO) | X |
| Adjusting 1-10V | X |
| DALI control | X |
| Mains voltage variation | X |
| Power line telemanagement (PLC) | X |
| Wireless remote management | X |
| Provision for motion/light sensors | X |

Materials

| |
|--|
| Body: die-cast aluminium alloy UNI EN AB 47100 (copper content < 1%) |
| Screen: tempered flat glass |
| Lenses: high-transparency PMMA |
| Fixing system: die-cast aluminium alloy UNI EN AB 47100 (copper content < 1%) |
| Seals: expanded anti-age silicone foam |
| Screws: stainless steel AISI 304 |
| Wiring plate: zinc-plated steel |
| Finish: phospho-chromatation treated and polyester powder-coated in 16 phases to increase weather resistance |

Colors

| | |
|------------------|-------------------------------|
| ■ Sablé 100 Noir | Code: 01VO5E854827CHM4 |
|------------------|-------------------------------|

Complements



01AK907C0
L16 Male suspension kit
1" 1/2 GAS. Colour: Sablé 100 Noir.



01AK914C0
L17 Male suspension kit
3/4" GAS. Colour: Sablé 100 Noir.



01AK988C0
B212 Single arm
for poles Ø 60-76 mm. Colour: Sablé 100 Noir.



01AK989C0
B213 Double arm
for poles Ø 60-76 mm. Colour: Sablé 100 Noir.



01AK990C0
B214 Single arm
for poles Ø 102 mm. Colour: Sablé 100 Noir.



01AK991C0
B215 Double arm
for poles Ø 102 mm. Colour: Sablé 100 Noir.



01AK992C0
B216 Single arm
for poles Ø 60-76 mm. Colour: Sablé 100 Noir.



01AK994C0
B217 Double arm
for poles Ø 60-76 mm. Colour: Sablé 100 Noir.



01AK995C0
B218 Single arm
for poles Ø 102 mm. Colour: Sablé 100 Noir.

Product Sheet

Rev 24/05/2024

Volta Arm Suspension

Size: medium

Color Temperature: 2700 K

Type of optics: LT-CI Cycle path

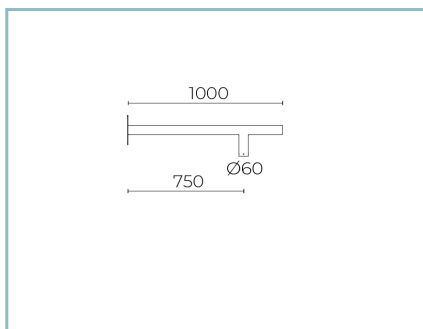
01VO5E854827CHM4

Colour: Sablé 100 Noir



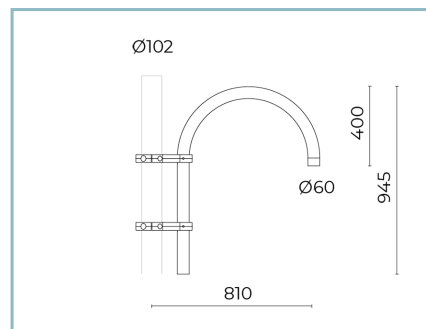
01AK996C0

B219 Double arm
for poles Ø102 mm. Colour: Sablé 100
Noir.



01AK983C0

B207-P Suspension wall-mounted
arm. Colour: Sablé 100 Noir.



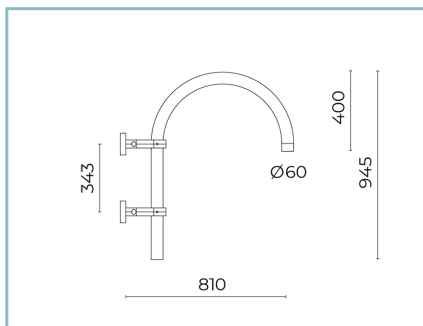
01AK935C0

B15 Single curved arm
Ø 60 mm for poles Ø 102 mm. L=810
mm. Colour: Sablé 100 Noir.



01AK936C0

B16 Double curved arm
Ø 60 mm for poles Ø 102 mm. L=810
mm. Colour: Sablé 100 Noir.



01AK950C0

B15-P Curved wall-mounted arm
Ø 60 mm. L=840 mm. Colour: Sablé
100 Noir.

NOTES

*Performance data

The values indicated in this data sheet are nominal values with a tolerance of +/-7%.

Source flux and source efficiency data refer to the LED module without optics; in case you are interested in the performance of the LED module complete with optical system, you must multiply the data reported by the factor 0.9.

General Data

The characteristics of the product listed may be subject to change and must be confirmed when ordering.

In order to promote constant updating of its products, Cariboni Group reserves the right to make changes without prior notice.