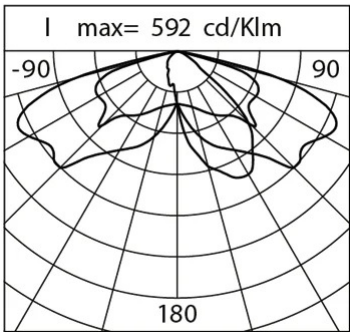
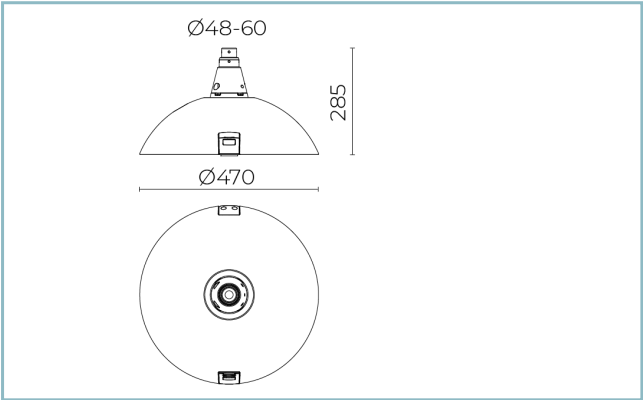




**General Features**

Description:	LED luminaire
Insulation class:	class II
Rated voltage:	220-240 V 50/60 Hz
Protection Grade:	IP66
Impact protection:	IK09
Surge protection device:	integrated 10kV-10kA, Type 3, equipped with LED signaling and thermofusible for disconnection at the end of life; impulse withstand CL II 10kV DM
Power Factor:	> 0.90
Ambient temperature Ta:	-30°C +50°C
Weight:	8.2 kg
Max exposed surface:	0.19 m <sup>2</sup>
Lateral exposed surface:	0.07 m <sup>2</sup>
Common mode surge protection:	10 kV
Overvoltage protection differential mode:	10 kV
Driver:	included
Driver lifetime:	>100.000 h @ Ta 25°C (0,2% / 1000h)
Marks and Certifications:	ENEC / CE



**Performance Data\***

Source flow:	5355 lm
Source power:	27.5 W
Source efficiency:	195 lm/W
Device flow:	4585 lm
Device power:	31 W
Appliance efficiency:	148 lm/W
Glare Index Category:	D4



**Optical System**

Source: LED R1
Color Temperature: 4000 K
Color Rendering Index (CRI): $\geq 70$
Chromatic consistency (SDCM): $\leq 3$
Type of optics: ME-05 Medium street
Optical group life: >100.000 h @ Ta 25°C L90B10
Photobiological safety class: EXEMPT GROUP
ULOR: 0%
DLOR: 100%
Light intensity category: G*3
BUG rating: B1-U0-G1

**Normative References**

EN60598-1 / EN60598-2-3 / EN61547 / EN62471, EN55015 / EN61000-3-2 / EN61000-3-3
--

**Installation and maintenance**

Installation: arm suspension
Pole diameter: Ø 60 - 76 - 102 mm
Ø power cable: 10 ÷ 14 mm
Cable Gland: PG16
Replaceable wiring plate: removable plate
Replaceable optical unit: each LED module is replaceable
Screen opening: opening by clip, fall block
Disconnecter: automatic (with terminal section 2.5 mm <sup>2</sup> )
Power supply compartment: independent from the optical system

**Flow adjustment**

On request

Virtual Midnight Teaching	X
Arrangement for Zhaga connector (Book 18)	X
Constant flow output (CLO)	X
Adjusting 1-10V	X
DALI control	X
Mains voltage variation	X
Power line telemanagement (PLC)	X
Wireless remote management	X
Provision for motion/light sensors	X

**Materials**

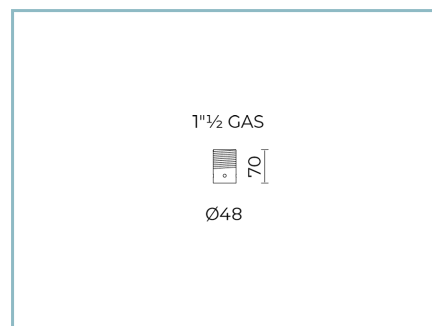
Body: die-cast aluminium alloy UNI EN AB 47100 (copper content < 1%)
Screen: tempered flat glass
Lenses: high-transparency PMMA
Fixing system: die-cast aluminium alloy UNI EN AB 47100 (copper content < 1%)
Seals: expanded anti-age silicone foam
Screws: stainless steel AISI 304
Wiring plate: zinc-plated steel
Finish: phospho-chromatation treated and polyester powder-coated in 16 phases to increase weather resistance

**Colors**

■ Sablé 100 Noir	Code: 01VO2B260018CHM4
------------------	------------------------

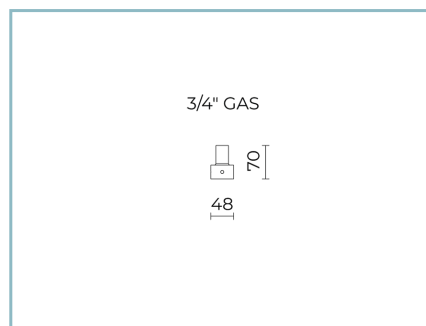


## Complements



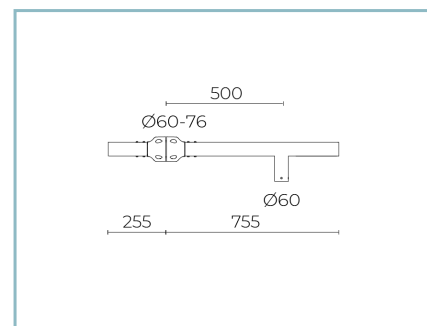
01AK907C0

L16 Male suspension kit  
1" 1/2 GAS. Colour: Sablé 100 Noir.



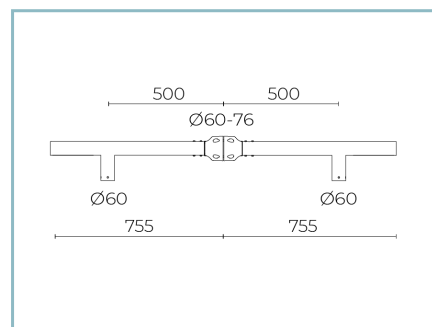
01AK914C0

L17 Male suspension kit  
3/4" GAS. Colour: Sablé 100 Noir.



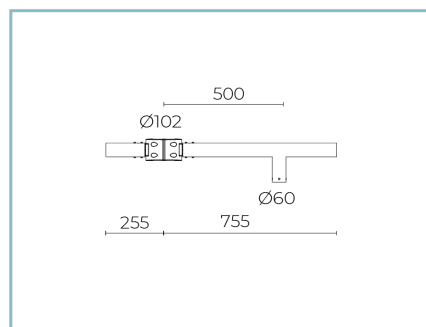
01AK988C0

B212 Single arm  
for poles Ø 60-76 mm. Colour: Sablé 100 Noir.



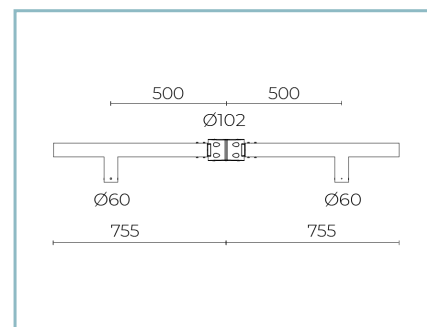
01AK989C0

B213 Double arm  
for poles Ø 60-76 mm. Colour: Sablé 100 Noir.



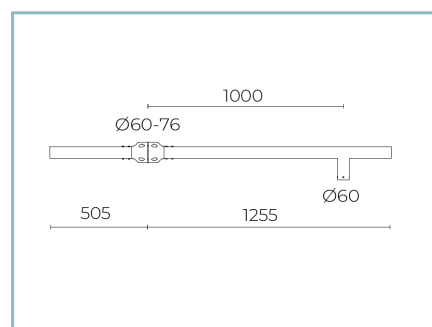
01AK990C0

B214 Single arm  
for poles Ø 102 mm. Colour: Sablé 100 Noir.



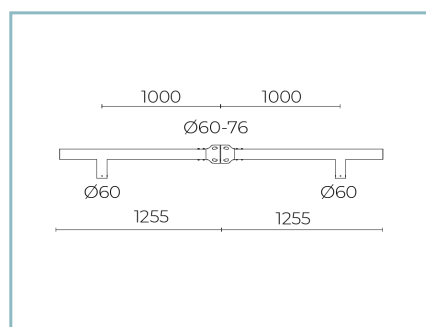
01AK991C0

B215 Double arm  
for poles Ø 102 mm. Colour: Sablé 100 Noir.



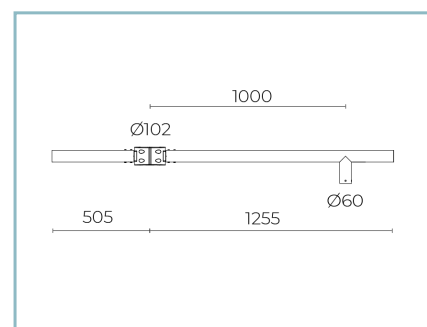
01AK992C0

B216 Single arm  
for poles Ø 60-76 mm. Colour: Sablé 100 Noir.



01AK994C0

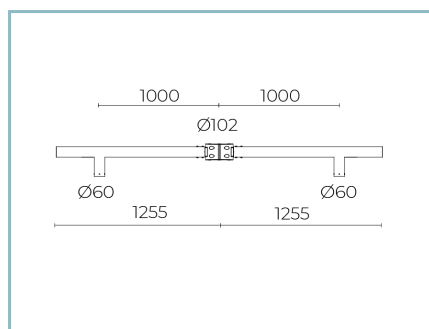
B217 Double arm  
for poles Ø 60-76 mm. Colour: Sablé 100 Noir.



01AK995C0

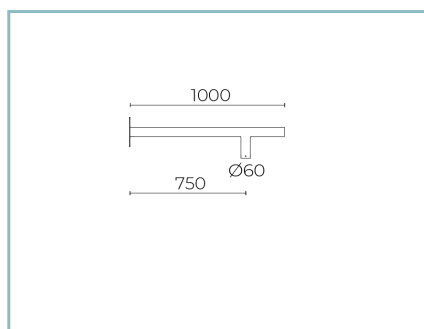
B218 Single arm  
for poles Ø 102 mm. Colour: Sablé 100 Noir.





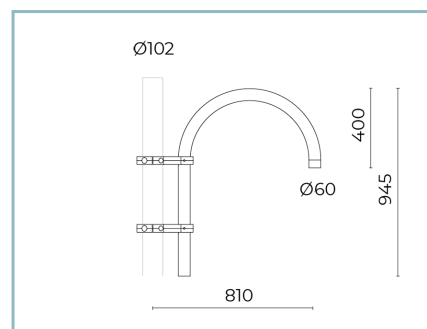
01AK996C0

B219 Double arm  
for poles Ø102 mm. Colour: Sablé 100  
Noir.



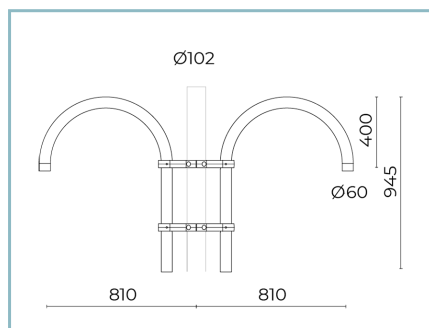
01AK983C0

B207-P Suspension wall-mounted  
arm. Colour: Sablé 100 Noir.



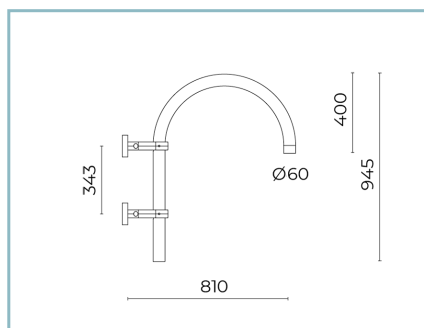
01AK935C0

B15 Single curved arm  
Ø 60 mm for poles Ø 102 mm. L=810  
mm. Colour: Sablé 100 Noir.



01AK936C0

B16 Double curved arm  
Ø 60 mm for poles Ø 102 mm. L=810  
mm. Colour: Sablé 100 Noir.



01AK950C0

B15-P Curved wall-mounted arm  
Ø 60 mm. L=840 mm. Colour: Sablé  
100 Noir.

## NOTES

### \*Performance data

The values indicated in this data sheet are nominal values with a tolerance of +/-7%.

Source flux and source efficiency data refer to the LED module without optics; in case you are interested in the performance of the LED module complete with optical system, you must multiply the data reported by the factor 0.9.

### General Data

The characteristics of the product listed may be subject to change and must be confirmed when ordering.

In order to promote constant updating of its products, Cariboni Group reserves the right to make changes without prior notice.