



General Features

| | |
|---|---|
| Description: | LED luminaire |
| Insulation class: | class II |
| Rated voltage: | 220-240 V 50/60 Hz |
| Protection Grade: | IP66 |
| Impact protection: | IK09 |
| Surge protection device: | integrated 10kV-10kA, Type 3, equipped with LED signaling and thermofusible for disconnection at the end of life; impulse withstand CL II 10kV DM |
| Power Factor: | > 0.90 |
| Ambient temperature Ta: | -30°C +50°C |
| Weight: | 8.2 kg |
| Max exposed surface: | 0.19 m ² |
| Lateral exposed surface: | 0.07 m ² |
| Common mode surge protection: | 10 kV |
| Overvoltage protection differential mode: | 10 kV |
| Driver: | included |
| Driver lifetime: | >100.000 h @ Ta 25°C (0,2% / 1000h) |
| Marks and Certifications: | ENEC / CE |



Performance Data*

| | |
|-----------------------|----------|
| Source flow: | 10570 lm |
| Source power: | 55 W |
| Source efficiency: | 192 lm/W |
| Device flow: | 9045 lm |
| Device power: | 60 W |
| Appliance efficiency: | 151 lm/W |
| Glare Index Category: | D4 |

Optical System

| |
|---|
| Source: LED R2 |
| Color Temperature: 4000 K |
| Color Rendering Index (CRI): ≥ 70 |
| Chromatic consistency (SDCM): ≤ 3 |
| Type of optics: LT-63 Asymmetric beam |
| Optical group life: >100.000 h @ Ta 25°C L90B10 |
| Photobiological safety class: EXEMPT GROUP |
| ULOR: 0% |
| DLOR: 100% |
| Light intensity category: G*6 |
| BUG rating: B1-U0-G1 |

Normative References

EN60598-1 / EN60598-2-3 / EN61547 / EN62471, EN55015 /
EN61000-3-2 / EN61000-3-3

Installation and maintenance

| |
|--|
| Installation: side pole / arm / wall |
| Pole diameter: Ø 60 - 76 - 102 mm |
| Ø power cable: 10 ÷ 14 mm |
| Cable Gland: PG16 |
| Replaceable wiring plate: removable plate |
| Replaceable optical unit: each LED module is replaceable |
| Screen opening: opening by clip, fall block |
| Disconnecter: automatic (with terminal section 2.5 mm ²) |
| Power supply compartment: independent from the optical system |

Flow adjustment

On request

| | |
|---|---|
| Virtual Midnight Teaching | X |
| Arrangement for Zhaga connector (Book 18) | X |
| Constant flow output (CLO) | X |
| Adjusting 1-10V | X |
| DALI control | X |
| Mains voltage variation | X |
| Power line telemanagement (PLC) | X |
| Wireless remote management | X |
| Provision for motion/light sensors | X |

Materials

| |
|--|
| Body: die-cast aluminium alloy UNI EN AB 47100 (copper content < 1%) |
| Screen: tempered flat glass |
| Lenses: high-transparency PMMA |
| Fixing system: die-cast aluminium alloy UNI EN AB 47100 (copper content < 1%) |
| Seals: expanded anti-age silicone foam |
| Screws: stainless steel AISI 304 |
| Wiring plate: zinc-plated steel |
| Finish: phospho-chromatation treated and polyester powder-coated in 16 phases to increase weather resistance |

Colors

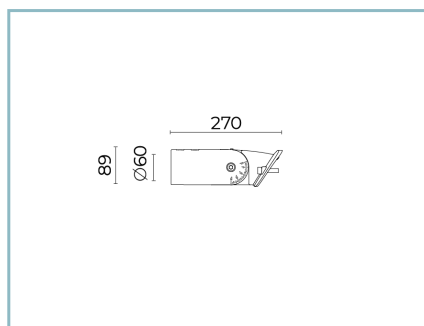
| | |
|------------------|-------------------------------|
| ■ Sablé 100 Noir | Code: 01VO1C460015CHM4 |
|------------------|-------------------------------|

Complements



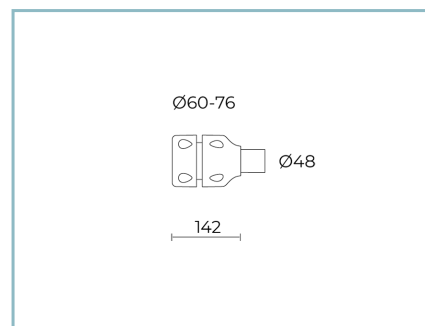
01VO901C0

L17 Fixed side kit
for Ø48-60 mm arm. Colour: Sablé 100
Noir.



01VO902C0

L16 Adjustable side kit
for Ø60 mm pole or arm. Colour: Sablé
100 Noir.



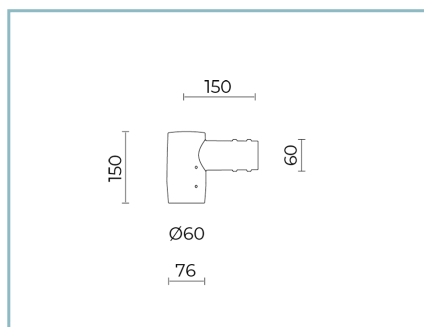
01VO904C0

B204 Joint kit
for Ø60-76 mm pole. Colour: Sablé 100
Noir.



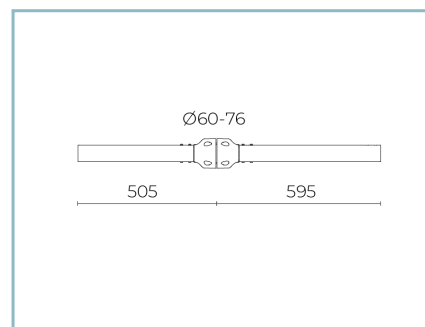
01VO905C0

B205 Double joint kit
for Ø60-76 mm pole. Colour: Sablé 100
Noir.



06AK905C0

B153 Post top joint
Ø 60 mm (h. 90 mm). Colour: Sablé 100
Noir.



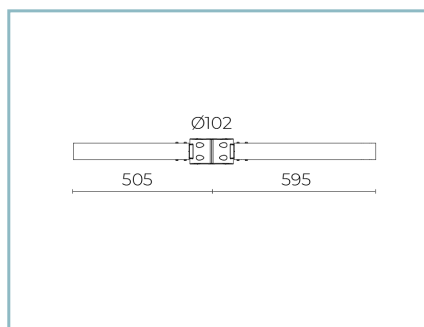
01AK984C0

B208 Single arm
for poles Ø 60-76 mm. Colour: Sablé
100 Noir.



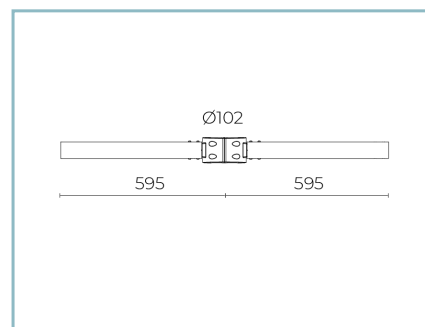
01AK985C0

B209 Double arm
for poles Ø 60-76 mm. Colour: Sablé
100 Noir.



01AK986C0

B210 Single arm
for poles Ø 102 mm. Colour: Sablé 100
Noir.



01AK987C0

B211 Double arm
for poles Ø102 mm. Colour: Sablé 100
Noir.



01AK982C0

B206-P Side wall-mounted arm.
Colour: Sablé 100 Noir.



06AK906C0

B154 Single arm
for poles Ø 102 mm. L=245 mm. Colour:
Sablé 100 Noir.



06AK908C0

B156 Double arm
for poles Ø 102 mm. L=245 mm. Colour:
Sablé 100 Noir.

NOTES

*Performance data

The values indicated in this data sheet are nominal values with a tolerance of +/-7%.

Source flux and source efficiency data refer to the LED module without optics; in case you are interested in the performance of the LED module complete with optical system, you must multiply the data reported by the factor 0.9.

General Data

The characteristics of the product listed may be subject to change and must be confirmed when ordering.

In order to promote constant updating of its products, Cariboni Group reserves the right to make changes without prior notice.