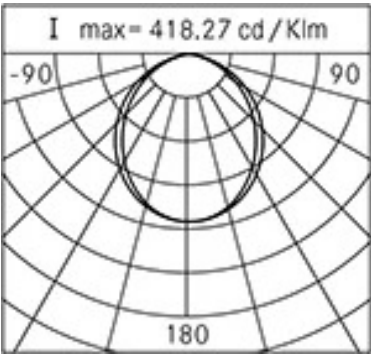



**General Features**

Description: ceiling / wall / ground-mounted LED product
Insulation class: class III
Rated voltage: 24Vdc
Protection Grade: IP67
Impact protection: IK08
Power Factor: > 0.90
Ambient temperature Ta: -10°C +45°C
Weight: 3.00 kg
Driver: remote (to be ordered separately)
Marks and Certifications: ENEC / CE



**Performance Data\***

Source flow:	1285 lm
Source power:	7.2 W
Source efficiency:	178 lm/W
Device flow:	760 lm
Device power:	7.2 W
Appliance efficiency:	106 lm/W
Glare Index Category:	D6

**Product Sheet**

Rev. 17/01/2023

**Trail Walk Over Recessed**

Size: L. 650mm

Color Temperature: 3000 K

Type of optics: ultra-wide beam 80°/100°

**06TR2D6393J**Colour: natural anodized  
aluminium**Optical System**

Source: LED

Color Temperature: 3000 K

Color Rendering Index (CRI):  $\geq 80$ Chromatic consistency (SDCM):  $\leq 3$ 

Type of optics: ultra-wide beam 80°/100°

Optical group life: &gt;60.000h @Ta25°C L80B10

Light intensity category: G\*6

**Normative References**

EN60598-1 / EN60598-2-1 / EN60598-2-2 / EN62471

**Installation and maintenance**

Installation: ceiling / wall / ground (outside or recessed)

Fixing: recessed housing (wall / ground recessed);  
adjustable brackets / junction box / junction box with  
adjustable brackets / ceiling-mounted bracket /  
suspension kit (for outdoor installation)

Wiring: pre-wiring with cable L=1500 mm

Ø power cable: bipolar cable 2x0.5 mm<sup>2</sup> and related  
connector (included)**Flow adjustment**

On request

Adjusting 1-10V

X

DALI control

X

**Materials**

Body: extrusion and further anodization


Diffuser: transparent flat glass (walkable version up to 1000  
kg)

Lenses: highly transparent technopolymer lenses

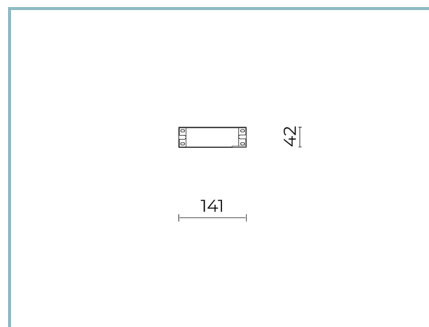
Fixing system: closing heads and fastening accessories  
made of die-cast aluminium alloy UNI EN AB 47100  
(copper content < 1%)

Seals: extruded anti-age silicone

Screws: stainless steel AISI 304

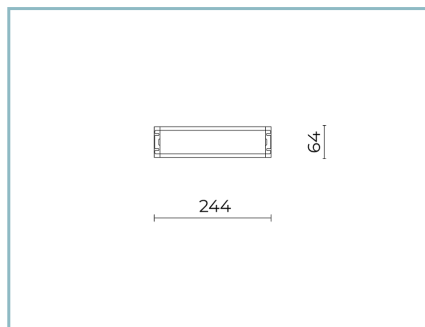
**Colors** natural anodized  
aluminiumCode: **06TR2D6393J**

## Complements



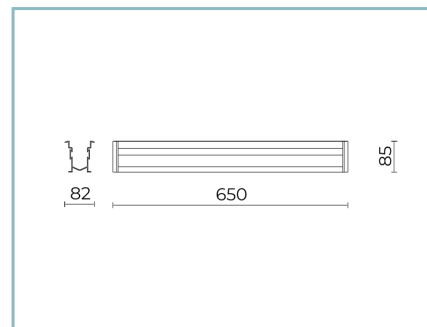
06TA902X0

Driver  
60W-24V IP66



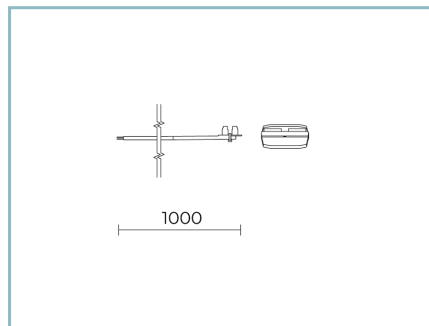
06LL915AB0

Driver  
240W-24V IP67



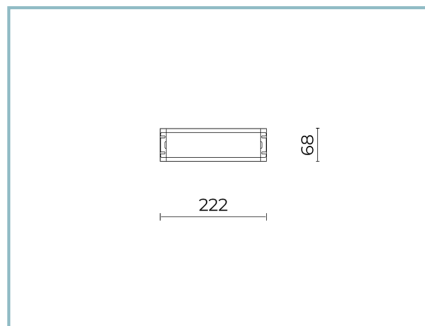
06TR998J0

Recessed housing  
for ground recessed and wall  
installation, with IP68 connector



06AK958X0

M3 Kit in/out  
cable 2x0,75 L=1000 mm with junction  
box



06LL914AB0

DALI driver  
150W-24V IP67

## NOTES

### \*Performance data

The values indicated in this data sheet are nominal values with a tolerance of +/-7%.

Source flux and source efficiency data refer to the LED module without optics; in case you are interested in the performance of the LED module complete with optical system, you must multiply the data reported by the factor 0.9.

### General Data

The characteristics of the product listed may be subject to change and must be confirmed when ordering.

In order to promote constant updating of its products, Cariboni Group reserves the right to make changes without prior notice.