



General Features

| |
|--|
| Description: LED luminaire |
| Insulation class: class II |
| Rated voltage: 220-240 V 50/60 Hz |
| Protection Grade: IP66 |
| Impact protection: IK09 |
| Surge protection device: integrated 10kV-10kA, Type 3, equipped with LED signaling and thermofusible for disconnection at the end of life; impulse withstand CL II 10kV DM |
| Power Factor: > 0.90 |
| Ambient temperature Ta: -30°C +50°C |
| Weight: 14.3 kg |
| Max exposed surface: 0.26 m ² |
| Lateral exposed surface: 0.10 m ² |
| Common mode surge protection: 10 kV |
| Overtoltage protection differential mode: 10 kV |
| Driver: included |
| Driver lifetime: >100.000 h @ Ta 25°C (0,2% / 1000h) |
| Marks and Certifications: ENEC / CE |



Performance Data*

| | |
|-----------------------|----------|
| Source flow: | 21640 lm |
| Source power: | 121.5 W |
| Source efficiency: | 178 lm/W |
| Device flow: | 18520 lm |
| Device power: | 131 W |
| Appliance efficiency: | 141 lm/W |
| Glare Index Category: | D4 |

Optical System

| |
|--|
| Source: LED R4 |
| Color Temperature: 3000 K |
| Color Rendering Index (CRI): ≥ 70 |
| Chromatic consistency (SDCM): ≤ 3 |
| Type of optics: LT-64 Asymmetric beam with backlight |
| Optical group life: >100.000 h @ Ta 25°C L90B10 |
| Photobiological safety class: EXEMPT GROUP |
| ULOR: 0% |
| DLOR: 100% |
| Light intensity category: G*4 |
| BUG rating: B3-U0-G2 |

Normative References

| |
|--|
| EN60598-1 / EN60598-2-3 / EN61547 / EN62471, EN55015 / EN61000-3-2 / EN61000-3-3 |
|--|

Installation and maintenance

| |
|---|
| Installation: arm suspension |
| Wiring: pre-wired product with cable and connector |
| Ø power cable: 10 ÷ 14 mm |
| Cable Gland: PG16 |
| Replaceable wiring plate: removable plate |
| Replaceable optical unit: each LED module is replaceable |
| Screen opening: opening by clip, fall block |
| Power supply compartment: independent from the optical system |

Flow adjustment

On request

| | |
|---|---|
| Virtual Midnight Teaching | X |
| Arrangement for Zhaga connector (Book 18) | X |
| Constant flow output (CLO) | X |
| Adjusting 1-10V | X |
| DALI control | X |
| Mains voltage variation | X |
| Power line telemanagement (PLC) | X |
| Wireless remote management | X |
| Provision for motion/light sensors | X |

Materials

| |
|--|
| Body: die-cast aluminium alloy UNI EN AB 47100 (copper content < 1%) |
| Screen: tempered flat glass |
| Lenses: high-transparency PMMA |
| Fixing system: die-cast aluminium alloy UNI EN AB 47100 (copper content < 1%) |
| Seals: expanded anti-age silicone foam |
| Screws: stainless steel AISI 304 |
| Wiring plate: zinc-plated steel |
| Finish: phospho-chromatation treated and polyester powder-coated in 16 phases to increase weather resistance |

Colors

| | |
|---|-------------------------------|
|  White RAL9003 | Code: 01TH2E866925DHM4 |
|---|-------------------------------|

Complements



01TH900C0

C1 3/4" GAS suspension

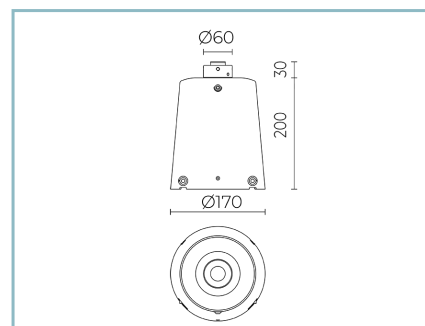
Colour: Sablè 100 Noir.



01TH903C0

C4 Pulley suspension

Colour: Sablè 100 Noir.



01TH904C0

C5 Suspension for arm

Ø60 mm. Colour: Sablè 100 Noir.



01AK988C0

B212 Single arm

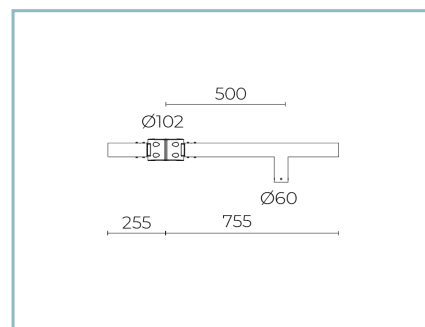
for poles Ø 60-76 mm. Colour: Sablé 100 Noir.



01AK989C0

B213 Double arm

for poles Ø 60-76 mm. Colour: Sablé 100 Noir.



01AK990C0

B214 Single arm

for poles Ø 102 mm. Colour: Sablé 100 Noir.



01AK991C0

B215 Double arm

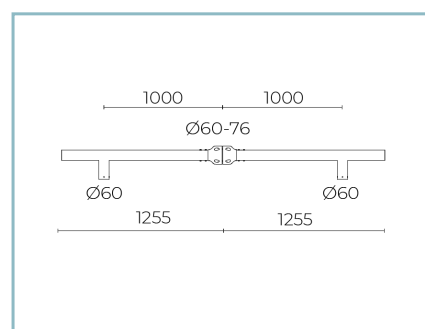
for poles Ø 102 mm. Colour: Sablé 100 Noir.



01AK992C0

B216 Single arm

for poles Ø 60-76 mm. Colour: Sablé 100 Noir.



01AK994C0

B217 Double arm

for poles Ø 60-76 mm. Colour: Sablé 100 Noir.

Product Sheet

Rev 22/05/2024

Themelio Arm Suspension

Size: medium

Color Temperature: 3000 K

Type of optics: LT-64 Asymmetric beam with backlight

01TH2E866925DHM4

Colour: White RAL9003

**01AK995C0**

B218 Single arm
for poles Ø 102 mm. Colour: Sablé 100
Noir.

**01AK996C0**

B219 Double arm
for poles Ø 102 mm. Colour: Sablé 100
Noir.

**01AK983C0**

B207-P Suspension wall-mounted
arm. Colour: Sablé 100 Noir.

**01AK935C0**

B15 Single curved arm
Ø 60 mm for poles Ø 102 mm. L=810
mm. Colour: Sablé 100 Noir.

**01AK936C0**

B16 Double curved arm
Ø 60 mm for poles Ø 102 mm. L=810
mm. Colour: Sablé 100 Noir.

**01AK950C0**

B15-P Curved wall-mounted arm
Ø 60 mm. L=840 mm. Colour: Sablé
100 Noir.

NOTES***Performance data**

The values indicated in this data sheet are nominal values with a tolerance of +/-7%.

Source flux and source efficiency data refer to the LED module without optics; in case you are interested in the performance of the LED module complete with optical system, you must multiply the data reported by the factor 0.9.

General Data

The characteristics of the product listed may be subject to change and must be confirmed when ordering.

In order to promote constant updating of its products, Cariboni Group reserves the right to make changes without prior notice.