

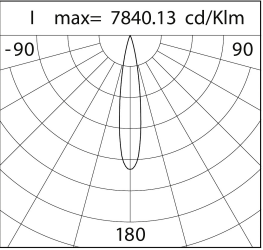


General Features

Description:	LED fitting for lighting façades, paths and urban spaces
Insulation class:	Class II
Rated voltage:	220-240 V 50/60 Hz
Protection Grade:	IP66
Impact protection:	IK07
Surge protection device:	integrated 2kV-4kV
Power Factor:	> 0.95
Ambient temperature Ta:	-30°C +50°C
Weight:	6.2 kg
Max exposed surface:	0.04 m ²
Lateral exposed surface:	0.021 m ²
Common mode surge protection:	2 kV
Overvoltage protection differential mode:	4 kV
Driver:	included
Marks and Certifications:	CE



PRO 18



see Accessories

Performance Data*

Source flow:	3240 lm
Source power:	31.5 W
Source efficiency:	103 lm/W
Device flow:	2460 lm
Device power:	35 W
Appliance efficiency:	70 lm/W

Optical System

Source: 10 LED
Color Temperature: 2700 K
Color Rendering Index (CRI): ≥ 80
Chromatic consistency (SDCM): ≤ 3
Type of optics: M 18° Medium beam
Optical group life: >60.000 h @ Ta 25°C L80B10
Photobiological safety class: EXEMPT GROUP
ULOR: 0%
DLOR: 100%

Normative References

EN60598-1 / EN60598-2-3 / EN61547 / EN62471 / EN55015 / EN61000-3-2 / EN61000-3-3

Installation and maintenance

Installation: wall
Tilt: -90° +130° continuously adjustable
Ø power cable: 7 ÷ 13 mm
Cable Gland: M20
Power supply compartment: independent from the optical group

Flow adjustment

	Standard
DALI control	X

Materials

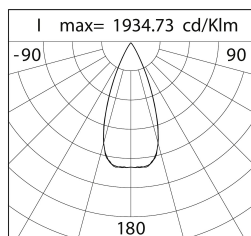
Body: die-cast aluminium alloy UNI EN AB 47100 (copper content < 1%)
Screen: tempered flat glass 4 mm
Lenses: high-transparency PMMA
Seals: anti-age silicone
Screws: stainless steel AISI 304
Finish: phospho-chromatation treated and polyester powder-coated in 16 phases to increase weather resistance

Colors

 White RAL9003	Code: 06K12E01208C6DHL
---	-------------------------------

Complements

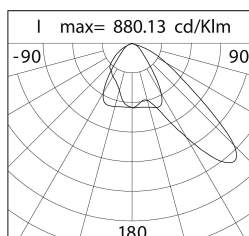
PRO 40



06KI904X0

Kit converter wide beam D40°

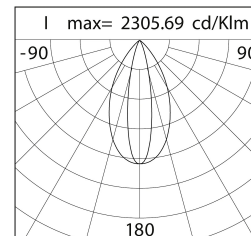
ASY 90X45



06KI900X0

Kit converter asymmetric beam
 $90^\circ \times 45^\circ$

ASY 12x50



06KI903X0

Kit converter ellipsoidal beam $12^\circ \times 50^\circ$



06KI911X0

Wall Spacer

NOTES

*Performance data

The values indicated in this data sheet are nominal values with a tolerance of $\pm 7\%$.

Source flux and source efficiency data refer to the LED module without optics; in case you are interested in the performance of the LED module complete with optical system, you must multiply the data reported by the factor 0.9.

General Data

The characteristics of the product listed may be subject to change and must be confirmed when ordering.

In order to promote constant updating of its products, Cariboni Group reserves the right to make changes without prior notice.