

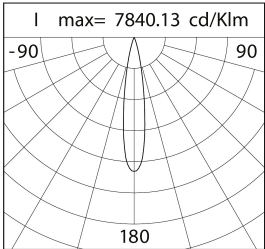


General Features

Description: LED fitting for lighting façades, paths and urban spaces
Insulation class: Class II
Rated voltage: 220-240 V 50/60 Hz
Protection Grade: IP66
Impact protection: IK07
Surge protection device: integrated 2kV-4kV
Power Factor: > 0.95
Ambient temperature Ta: -30°C +50°C
Weight: 4.5 kg
Max exposed surface: 0.04 m²
Lateral exposed surface: 0.015 m²
Common mode surge protection: 2 kV
Overvoltage protection differential mode: 4 kV
Driver: included
Marks and Certifications: CE



PRO 18



see Accessories

Performance Data*

Source flow:	2060 lm
Source power:	16 W
Source efficiency:	129 lm/W
Device flow:	1625 lm
Device power:	18 W
Appliance efficiency:	90 lm/W

Product Sheet

30/07/2024

Kinetic Flood

Size: Monoemission

Color Temperature: 3000 K

Type of optics: M 18° Medium beam

06K11C01209C6DHL

Colour: White RAL9003

Optical System

Source: 5 LED

Color Temperature: 3000 K

Color Rendering Index (CRI): ≥ 80 Chromatic consistency (SDCM): ≤ 3

Type of optics: M 18° Medium beam

Optical group life: >60.000 h @ Ta 25°C L80B10

Photobiological safety class: EXEMPT GROUP

ULOR: 0%

DLOR: 100%

Normative ReferencesEN60598-1 / EN60598-2-3 / EN61547 / EN62471 / EN55015 /
EN61000-3-2 / EN61000-3-3**Installation and maintenance**

Installation: wall, ceiling, ground

Tilt: -90° +130° continuously adjustable

Ø power cable: 7 ÷ 13 mm

Cable Gland: M20

Power supply compartment: independent from the
optical group**Flow adjustment**

Standard

DALI control

X

MaterialsBody: die-cast aluminium alloy UNI EN AB 47100 (copper
content < 1%)

Screen: tempered flat glass 4 mm

Lenses: high-transparency PMMA

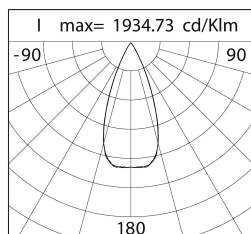
Seals: anti-age silicone

Screws: stainless steel AISI 304

Finish: phospho-chromatation treated and polyester
powder-coated in 16 phases to increase weather resistance**Colors** White RAL9003Code: **06K11C01209C6DHL**

Complements

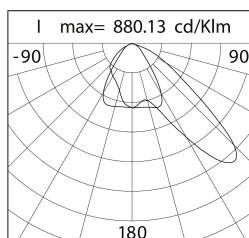
PRO 40



06KI904X0

Kit converter wide beam D40°

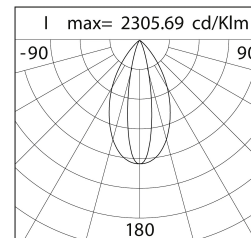
ASY 90X45



06KI900X0

Kit converter asymmetric beam
90°x45°

ASY 12x50



06KI903X0

Kit converter ellipsoidal beam 12°x50°



06KI911X0

Wall Spacer

NOTES

*Performance data

The values indicated in this data sheet are nominal values with a tolerance of +/-7%.

Source flux and source efficiency data refer to the LED module without optics; in case you are interested in the performance of the LED module complete with optical system, you must multiply the data reported by the factor 0.9.

General Data

The characteristics of the product listed may be subject to change and must be confirmed when ordering.

In order to promote constant updating of its products, Cariboni Group reserves the right to make changes without prior notice.