



General Features

Description:	LED luminaire
Insulation class:	classe II
Rated voltage:	220-240 V 50/60 Hz
Protection Grade:	IP66
Impact protection:	IK09
Surge protection device:	integrated 10kV-10kA, integrated device complete with thermal fuse for disconnection at the end of life; impulse withstand CL II 10kV CM/DM
Power Factor:	> 0.90
Ambient temperature Ta:	-30°C +50°C
Weight:	8.00 kg
Max exposed surface:	0,16 m ²
Lateral exposed surface:	0,068 m ²
Common mode surge protection:	10 kV
Overvoltage protection differential mode:	10 kV
Driver:	included
Marks and Certifications:	ENEC / CE



Performance Data*

LED Current:	525 mA
Source flow:	5045 lm
Source power:	35.5 W
Source efficiency:	142 lm/W
Device flow:	3735 lm
Device power:	39.5 W
Appliance efficiency:	95 lm/W
Glare Index Category:	D4

Optical System

Source: LED R2

Color Temperature: 2200 K

Color Rendering Index (CRI): ≥ 70

Chromatic consistency (SDCM): ≤ 4

Type of optics: LA-01 Wide street

Optical group life: >160.000h @700mA @Ta25°C TM21
L80B20 >160.000h @700mA @Ta25°C TM21 L80B10

Photobiological safety class: EXEMPT GROUP

ULOR: 0%

DLOR: 100%

Light intensity category: G*3

BUG rating: B1-U0-G1

Normative References

EN60598-1 / EN60598-2-3 / EN62471 / EN61547

Installation and maintenance

Installation: post top, pole side

Pole diameter: (post top) \varnothing 60 mm (76 - 102 mm with
accessories), (pole side) \varnothing 102 mm

Fixing: 3 x AISI 304 stainless steel securing bolts

\varnothing power cable: 8 ÷ 13 mm

Cable gland: M20

Replaceable wiring plate: removable plate

Replaceable optical unit: LED disc replacement

Power supply compartment: independent from the
optical system

Flow adjustment

On request

Virtual Midnight Teaching

X

Constant flow output (CLO)

X

Adjusting 1-10V

X

DALI control

X

Mains voltage variation

X

Power line telemanagement (PLC)

X

Wireless remote management

X

Materials

Body: die-cast aluminium alloy UNI EN AB 47100 (copper
content < 1%)

Screen: tempered flat glass 5 mm

Lenses: high-transparency PMMA

Fixing system: die-cast aluminium alloy UNI EN AB 47100
(copper content < 1%)

Seals: expanded anti-age silicone foam

Screws: stainless steel AISI 304

Wiring plate: self-extinguishable technopolymer V0

Finish: phospho-chromatation treated and polyester
powder-coated in 16 phases to increase weather resistance

Colors

■ Sablé 100 Noir

Code: **01KA5C45131CHM4**

Product Sheet

Rev. 11/07/2024

Kalos Pole Side

Options: 4 arms

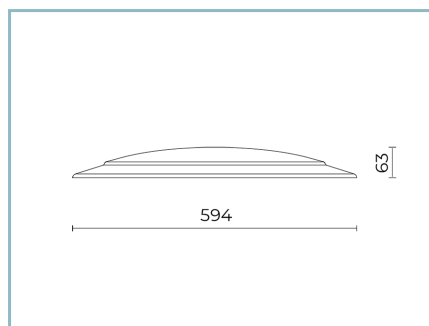
Color Temperature: 2200 K

Type of optics: LA-01 Wide street

01KA5C45131CHM4

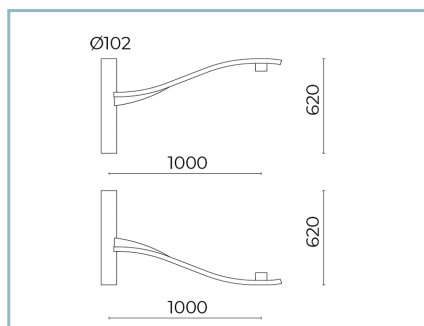
Colour: Sablé 100 Noir

Complements



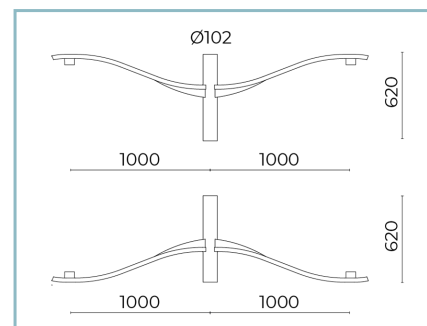
01KA901C0

Cover for KALOS with 4 brackets on post top or on arm for upwards installation. Colour: Sablé 100 Noir.



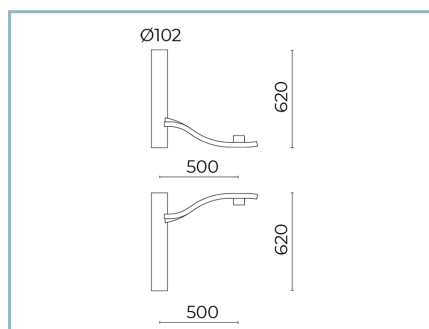
01KA902C0

B35 Single arm
L=1000 mm for poles Ø 102 mm with a Ø 60 mm fastening part H. 120 mm.
Colour: Sablé 100 Noir.



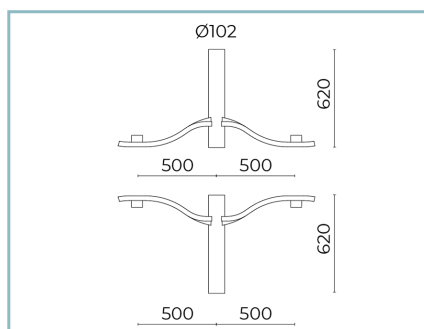
01KA903C0

B36 Double arm
L=1000 mm for poles Ø 102 mm with a Ø 60 mm fastening part H. 120 mm.
Colour: Sablé 100 Noir.



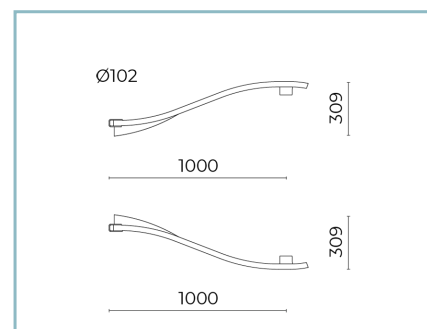
01KA904C0

B37 Single arm
L=500 mm for poles Ø 102 mm with a Ø 60 mm fastening part H. 120 mm.
Colour: Sablé 100 Noir.



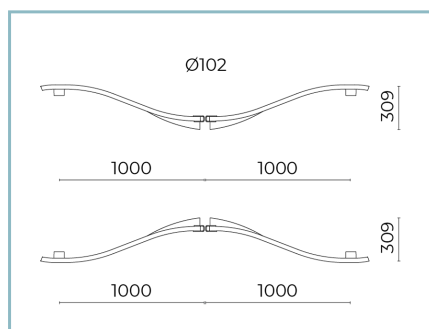
01KA905C0

B38 Double arm
L=500 mm for poles Ø 102 mm with a Ø 60 mm fastening part H. 120 mm.
Colour: Sablé 100 Noir.



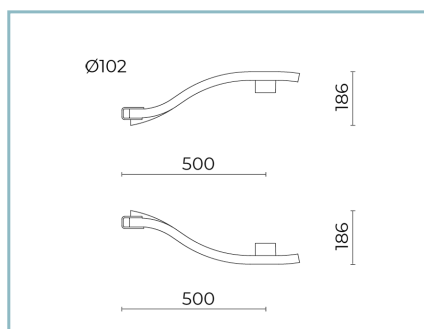
01KA906C0

B39 Single arm
L=1000 mm for poles Ø 102 mm.
Colour: Sablé 100 Noir.



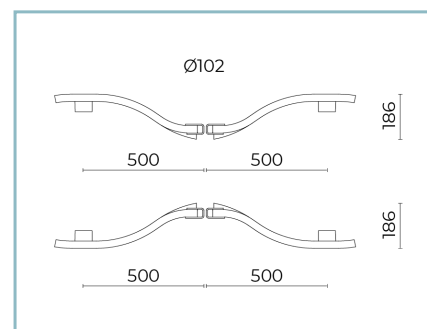
01KA907C0

B44 Double arm
L=1000 mm for poles Ø 102 mm.
Colour: Sablé 100 Noir.



01KA908C0

B45 Single arm
L=500 mm for poles Ø 102 mm. Colour: Sablé 100 Noir.



01KA909C0

B46 Double arm
L=500 mm for poles Ø 102 mm. Colour: Sablé 100 Noir.

Product Sheet

Rev. 11/07/2024

Kalos Pole Side

Options: 4 arms

Color Temperature: 2200 K

Type of optics: LA-01 Wide street

01KA5C45131CHM4

Colour: Sablé 100 Noir



01KA910C0

B39-P Wall-mounted arm

L=1000 mm. UP / DOWN. Colour: Sablé 100 Noir.



01KA911C0

B45-P Wall-mounted arm

L=500 mm. UP / DOWN. Colour: Sablé 100 Noir.

NOTES

*Performance data

The values indicated in this data sheet are nominal values with a tolerance of +/-7%.

Source flux and source efficiency data refer to the LED module without optics; in case you are interested in the performance of the LED module complete with optical system, you must multiply the data reported by the factor 0.9.

General Data

The characteristics of the product listed may be subject to change and must be confirmed when ordering.

In order to promote constant updating of its products, Cariboni Group reserves the right to make changes without prior notice.