



General Features

|   |   |
|---|---|
| Description:                              | LED street fixture  |
| Insulation class:                         | class II  |
| Rated voltage:                            | 220-240 V 50/60 Hz  |
| Protection Grade:                         | IP66  |
| Impact protection:                        | IK08  |
| Surge protection device:                  | integrated 10kV-10kA, Type 3, equipped with LED signaling and thermofusible for disconnection at the end of life; impulse withstand CL II 10kV DM |
| Power Factor:                             | > 0.9   |
| Ambient temperature Ta:                   | -30°C +50°C   |
| Weight:                                   | 6.50 kg   |
| Max exposed surface:                      | 0,13 m²   |
| Lateral exposed surface:                  | 0,036 m²  |
| Common mode surge protection:             | 10 kV   |
| Overvoltage protection differential mode: | 10 kV   |
| Driver:                                   | included  |
| Marks and Certifications:                 | ENEC / ENEC+ / CE   |



Performance Data\*

|                       |          |
|-----------------------|----------|
| LED Current:          | 700 mA   |
| Source flow:          | 5585 lm  |
| Source power:         | 32 W     |
| Source efficiency:    | 175 lm/W |
| Device flow:          | 4805 lm  |
| Device power:         | 35.5 W   |
| Appliance efficiency: | 135 lm/W |
| Glare Index Category: | D6       |

### Optical System

|   |
|---|
| Source: LED R1,3  |
| Color Temperature: 4000 K   |
| Color Rendering Index (CRI): $\geq 70$  |
| Chromatic consistency (SDCM): $\leq 4$  |
| Type of optics: LT-05 Asymmetric beam   |
| Optical group life: >160.000h @700mA @Ta25°C TM21 L80B20 >160.000h @700mA @Ta25°C TM21 L80B10 |
| Photobiological safety class: EXEMPT GROUP  |
| ULOR: 0%  |
| DLOR: 100%  |
| Light intensity category: G*6   |
| BUG rating: B1-U0-G1  |

### Normative References

EN60598-1 / EN60598-2-3 / EN62471 / EN61547

### Installation and maintenance

|  |
|--|
| Installation: side pole / arm  |
| Pole diameter: $\varnothing$ 46 - 60 - 76 mm                         |
| Tilt: post top 0 +20° (step 5°); arm 0 -20° (step 5°)                |
| Fixing: 2 x AISI 304 stainless steel securing bolts                  |
| $\varnothing$ power cable: 10 ÷ 14 mm                                |
| Cable Gland: PG16  |
| Replaceable wiring plate: tool less                                  |
| Replaceable optical unit: tool less                                  |
| Disconnecter: automatic (with terminal section 2.5 mm <sup>2</sup> ) |
| Power supply compartment: independent from the optical group         |

### Flow adjustment

On request

|                                    |   |
|------------------------------------|---|
| Virtual Midnight Teaching          | X |
| Constant flow output (CLO)         | X |
| Adjusting 1-10V                    | X |
| DALI control                       | X |
| Mains voltage variation            | X |
| Power line telemanagement (PLC)    | X |
| Wireless remote management         | X |
| Provision for motion/light sensors | X |


### Materials

|  |
|--|
| Body: die-cast aluminium alloy UNI EN AB 47100 (copper content < 1%)   |
| Screen: tempered flat glass 4 mm   |
| Lenses: high-transparency PMMA   |
| Fixing system: die-cast aluminium alloy UNI EN AB 47100 (copper content < 1%)                                |
| Seals: expanded anti-age silicone foam   |
| Screws: stainless steel AISI 304   |
| Wiring plate: self-extinguishable technopolymer V0   |
| Finish: phospho-chromatation treated and polyester powder-coated in 16 phases to increase weather resistance |

### Colors

|  |                              |
|--|------------------------------|
|  Grey RAL9006 | Code: <b>01K11B60038AHM4</b> |
|--|------------------------------|

## Complements



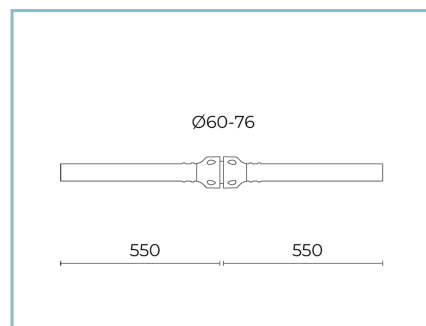
06GN902K0

Wall-mounted plate with a 90° inclination for fixtures with Ø 60 mm fastening part. Colour: grey RAL9006.



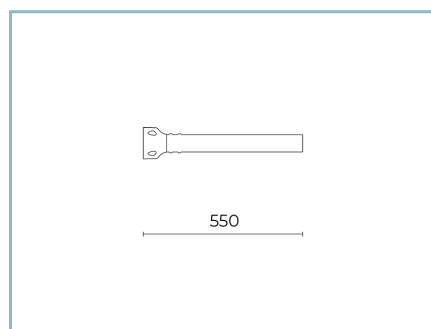
01AK921A0

B1 Double tubular arm Ø 60 mm for poles Ø 60-76 mm. L=550 mm. Colour: grey RAL9006.



01AK922A0

B2 Double tubular arm Ø 60 mm for poles Ø 60-76 mm. L=550 mm. Colour: grey RAL9006.



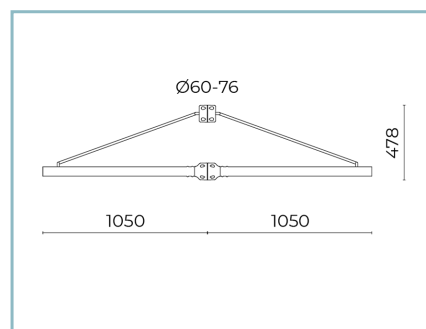
01AK951A0

B1-P Tubular wall-mounted arm Ø 60 mm. L=550 mm. Colour: grey RAL9006.



01AK969A0

B74 Single tubular arm Ø 60 mm with tensioning rod for poles Ø 60-76 mm. L=1050 mm (pole center-fitting center). Colour: grey RAL9006.



01AK968A0

B59 Double tubular arm Ø 60 mm with tensioning rod for poles Ø 60-76 mm. L=1050 mm (pole center-fitting center). Colour: grey RAL9006.

## NOTES

### \*Performance data

The values indicated in this data sheet are nominal values with a tolerance of +/-7%.

Source flux and source efficiency data refer to the LED module without optics; in case you are interested in the performance of the LED module complete with optical system, you must multiply the data reported by the factor 0.9.

### General Data

The characteristics of the product listed may be subject to change and must be confirmed when ordering.

In order to promote constant updating of its products, Cariboni Group reserves the right to make changes without prior notice.