



General Features

Description: urban and public lighting luminaire
Insulation class: class II
Rated voltage: 220-240 V 50/60 Hz
Protection Grade: IP66
Impact protection: IK08
Surge protection device: integrated 10kV-10kA, Type 3, equipped with LED signaling and thermofusible for disconnection at the end of life; impulse withstand CL II 10kV DM
Power Factor: > 0.9
Ambient temperature Ta: -30°C +50°C
Weight: 11.00 kg
Max exposed surface: 0,25 m ²
Lateral exposed surface: 0,14 m ²
Common mode surge protection: 10 kV
Overvoltage protection differential mode: 10 kV
Driver: included
Marks and Certifications: ENEC / CE



Performance Data*

LED Current:	700 mA
Source flow:	19930 lm
Source power:	119.5 W
Source efficiency:	167 lm/W
Device flow:	17140 lm
Device power:	128.5 W
Appliance efficiency:	133 lm/W
Glare Index Category:	D4

Optical System

Source: LED R5
Color Temperature: 4000 K
Color Rendering Index (CRI): ≥ 70
Chromatic consistency (SDCM): ≤ 4
Type of optics: LT-06 Asymmetric beam
Optical group life: >130.000h @700mA @Ta25°C TM21 L80B20 >130.000h @700mA @Ta25°C TM21 L80B10
Photobiological safety class: EXEMPT GROUP
ULOR: 0%
DLOR: 100%
Light intensity category: G*6
BUG rating: B3-U0-G2

Normative References

EN60598-1 / EN60598-2-3 / EN62471

Installation and maintenance

Installation: side pole / arm / wall
Pole diameter: Ø 48 - 60 - 76 - 114 mm (with accessories)
Tilt: fastened or adjustable installation
Fixing: 2 x AISI 304 stainless steel securing bolts
Wiring: Junction box IP68. The connection to the electrical backbone can be made without having to open the device
Ø power cable: 10 ÷ 14 mm
Cable Gland: PG16
Replaceable wiring plate: removable plate
Replaceable optical unit: each LED module is replaceable
Screen opening: glass holder frame opening, fall block
Disconnecter: automatic (with terminal section 2.5 mm ²)

Flow adjustment

On request

Virtual Midnight Teaching	X
Constant flow output (CLO)	X
Adjusting 1-10V	X
DALI control	X
Mains voltage variation	X
Power line telemanagement (PLC)	X
Wireless remote management	X

Materials

Body: die-cast aluminium alloy UNI EN AB 47100 (copper content < 1%), upper dome with aluminium plate turning
Screen: tempered flat glass
Lenses: high-transparency PMMA
Fixing system: die-cast aluminium alloy UNI EN AB 47100 (copper content < 1%)
Seals: expanded anti-age silicone foam
Screws: stainless steel AISI 304
Wiring plate: zinc-plated steel
Finish: phospho-chromatation treated and polyester powder-coated in 16 phases to increase weather resistance

Colors

■ Sablé 100 Noir	Code: 01FK3G00037CHM4
------------------	------------------------------

Complements



01AK901CO

L1 Fixed side kit
for Ø 48-60 mm arm. Colour: Sablé 100
Noir.



01AK902CO

L1 Adjustable side kit
for Ø 48-60 mm pole or arm. Colour:
Sablé 100 Noir.



01AK903CO

L3 Joint kit
for Ø 60-76 mm pole. Colour: Sablé 100
Noir.



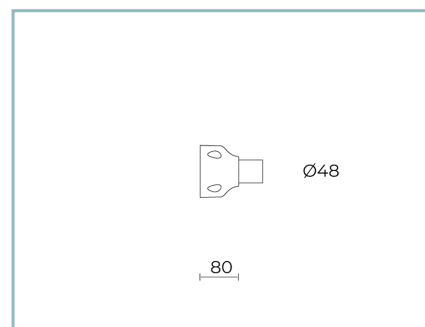
01AK904CO

L4 Double joint kit
for Ø 60-76 mm pole. Colour: Sablé 100
Noir.



01AK905CO

L5 Joint with pointed rod kit
for Ø 60-76 mm pole. Colour: Sablé 100
Noir.



01AK906CO

P1 Wall-mounting kit
Ø 60 mm side connector. Colour:
Sablé 100 Noir.



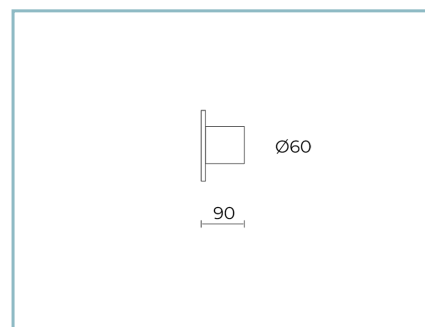
01SC904AD0

E1 Hexagonal connector kit
1-2 180° couplings for a Ø 114 mm pole.
Colour: Sablé 100 Noir.



01SC905AD0

E2 Exagonal connector kit
2-3 120° couplings for a Ø 114 mm pole.
Colour: Sablé 100 Noir.



01AK943CO

L8 Tubular connector kit Ø60mm
for hexagonal connector for Ø 114 mm
poles. Colour: Sablé 100 Noir.



06AK905C0

B153 Post top joint
Ø 60 mm (h. 90 mm). Colour: Sablé 100 Noir.



01AK923C0

B3 Single tubular arm
Ø60 mm with tensioning rod for poles
Ø 60-76 mm. L=1500 mm. Colour:
Sablé 100 Noir.



01AK924C0

B4 Double tubular arm
Ø 60 mm with tensioning rod for
poles Ø 60-76 mm poles. L=1500 mm.
Colour: Sablé 100 Noir.



01AK931C0

B11 Machined single arm
for poles Ø 114 mm. L=1000 mm.
Colour: Sablé 100 Noir.



01AK921C0

B1 Single tubular arm
Ø 60 mm for poles Ø 60-76 mm. L=550
mm. Colour: Sablé 100 Noir.



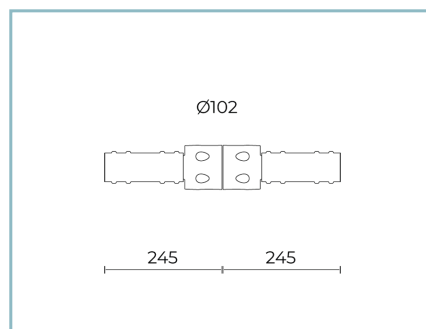
01AK922C0

B2 Double tubular arm
Ø 60 mm for poles Ø 60-76 mm. L=550
mm. Colour: Sablé 100 Noir.



06AK906C0

B154 Single arm
for poles Ø 102 mm. L=245 mm. Colour:
Sablé 100 Noir.



06AK908C0

B156 Double arm
for poles Ø 102 mm. L=245 mm. Colour:
Sablé 100 Noir.



06AK907C0

B155 Single arm
for poles Ø 102 mm. L=550 mm. Colour:
Sablé 100 Noir.

Product Sheet

Rev. 18/07/2024

Flat Link Pole Side

Color Temperature: 4000 K

Type of optics: LT-06 Asymmetric beam

01FK3G00037CHM4

Colour: Sablé 100 Noir

**06AK909C0**

B157 Double arm
for poles Ø 102 mm. L=550 mm. Colour:
Sablé 100 Noir.

**01AK925C0**

B5 Single tubular arm
Ø 60 mm with tensioning rod for
poles Ø 60-76 mm poles. L=1000 mm.
Colour: Sablé 100 Noir.

**01AK951C0**

B1-P Tubular wall-mounted arm
Ø 60 mm. L=550 mm. Colour: Sablé 100
Noir.

NOTES***Performance data**

The values indicated in this data sheet are nominal values with a tolerance of +/-7%.

Source flux and source efficiency data refer to the LED module without optics; in case you are interested in the performance of the LED module complete with optical system, you must multiply the data reported by the factor 0.9.

General Data

The characteristics of the product listed may be subject to change and must be confirmed when ordering.

In order to promote constant updating of its products, Cariboni Group reserves the right to make changes without prior notice.