



General Features

| |
|--|
| Description: urban and public lighting luminaire |
| Insulation class: class II |
| Rated voltage: 220-240 V 50/60 Hz |
| Protection Grade: IP66 |
| Impact protection: IK08 |
| Surge protection device: integrated 10kV-10kA, Type 3, equipped with LED signaling and thermofusible for disconnection at the end of life; impulse withstand CL II 10kV DM |
| Power Factor: > 0.9 |
| Ambient temperature Ta: -30°C +50°C |
| Weight: 11.00 kg |
| Max exposed surface: 0,25 m ² |
| Lateral exposed surface: 0,14 m ² |
| Common mode surge protection: 10 kV |
| Overvoltage protection differential mode: 10 kV |
| Driver: included |
| Marks and Certifications: ENEC / CE |



Performance Data*

| | |
|-----------------------|----------|
| LED Current: | 350 mA |
| Source flow: | 4325 lm |
| Source power: | 23 W |
| Source efficiency: | 188 lm/W |
| Device flow: | 3720 lm |
| Device power: | 26.5 W |
| Appliance efficiency: | 140 lm/W |
| Glare Index Category: | D5 |

Optical System

| |
|--|
| Source: LED R2 |
| Color Temperature: 3000 K |
| Color Rendering Index (CRI): ≥ 70 |
| Chromatic consistency (SDCM): ≤ 4 |
| Type of optics: LA-01 Wide street |
| Optical group life: >130.000h @700mA @Ta25°C TM21 L80B20 >130.000h @700mA @Ta25°C TM21 L80B10 |
| Photobiological safety class: EXEMPT GROUP |
| ULOR: 0% |
| DLOR: 100% |
| Light intensity category: G*3 |
| BUG rating: B1-U0-G1 |

Normative References

EN60598-1 / EN60598-2-3 / EN62471

Installation and maintenance

| |
|--|
| Installation: side pole / arm / wall |
| Pole diameter: Ø 48 - 60 - 76 - 114 mm (with accessories) |
| Tilt: fastened or adjustable installation |
| Fixing: 2 x AISI 304 stainless steel securing bolts |
| Wiring: Junction box IP68. The connection to the electrical backbone can be made without having to open the device |
| Ø power cable: 10 ÷ 14 mm |
| Cable Gland: PG16 |
| Replaceable wiring plate: removable plate |
| Replaceable optical unit: each LED module is replaceable |
| Screen opening: glass holder frame opening, fall block |
| Disconnecter: automatic (with terminal section 2.5 mm ²) |

Flow adjustment

On request

| | |
|---------------------------------|---|
| Virtual Midnight Teaching | X |
| Constant flow output (CLO) | X |
| Adjusting 1-10V | X |
| DALI control | X |
| Mains voltage variation | X |
| Power line telemanagement (PLC) | X |
| Wireless remote management | X |

Materials

| |
|---|
| Body: die-cast aluminium alloy UNI EN AB 47100 (copper content < 1%), upper dome with aluminium plate turning |
| Screen: tempered flat glass |
| Lenses: high-transparency PMMA |
| Fixing system: die-cast aluminium alloy UNI EN AB 47100 (copper content < 1%) |
| Seals: expanded anti-age silicone foam |
| Screws: stainless steel AISI 304 |
| Wiring plate: zinc-plated steel |
| Finish: phospho-chromatation treated and polyester powder-coated in 16 phases to increase weather resistance |

Colors

| | |
|------------------|------------------------------|
| ■ Sablé 100 Noir | Code: 01FK3C43931CHM4 |
|------------------|------------------------------|

Complements



01AK901C0

L1 Fixed side kit
for Ø 48-60 mm arm. Colour: Sablé 100
Noir.



01AK902C0

L1 Adjustable side kit
for Ø 48-60 mm pole or arm. Colour:
Sablé 100 Noir.



01AK903C0

L3 Joint kit
for Ø 60-76 mm pole. Colour: Sablé 100
Noir.



01AK904C0

L4 Double joint kit
for Ø 60-76 mm pole. Colour: Sablé 100
Noir.



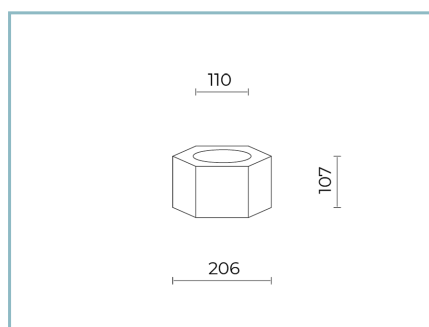
01AK905C0

L5 Joint with pointed rod kit
for Ø 60-76 mm pole. Colour: Sablé 100
Noir.



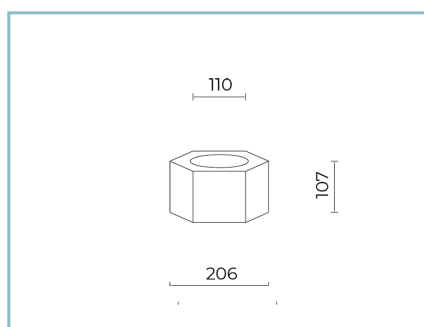
01AK906C0

P1 Wall-mounting kit
Ø 60 mm side connector. Colour:
Sablé 100 Noir.



01SC904AD0

E1 Hexagonal connector kit
1-2 180° couplings for a Ø 114 mm pole.
Colour: Sablé 100 Noir.



01SC905AD0

E2 Exagonal connector kit
2-3 120° couplings for a Ø 114 mm pole.
Colour: Sablé 100 Noir.



01AK943C0

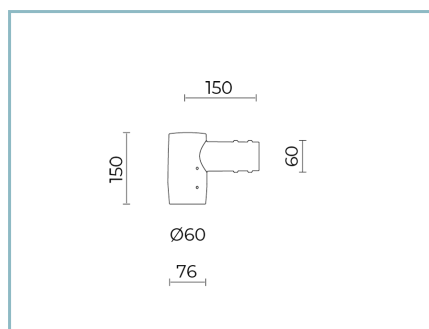
L8 Tubular connector kit Ø60mm
for hexagonal connector for Ø 114 mm
poles. Colour: Sablé 100 Noir.

Product Sheet

Rev. 18/07/2024

Flat Link Pole SideColor Temperature: 3000 K
Type of optics: LA-01 Wide street**01FK3C43931CHM4**

Colour: Sablé 100 Noir



06AK905C0

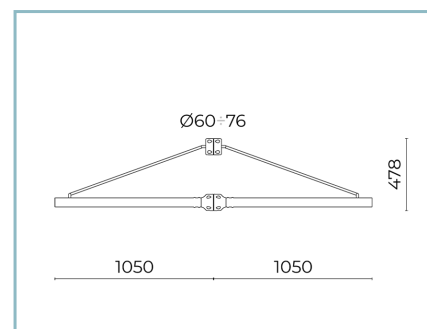
B153 Post top joint

Ø 60 mm (h. 90 mm). Colour: Sablé 100 Noir.



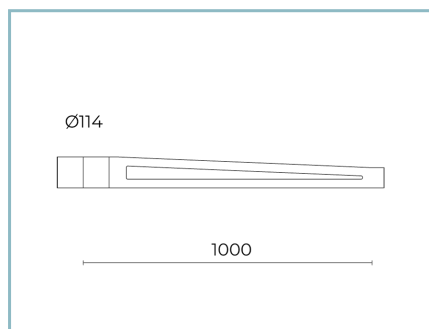
01AK923C0

B3 Single tubular arm

Ø60 mm with tensioning rod for poles
Ø 60-76 mm. L=1500 mm. Colour:
Sablé 100 Noir.

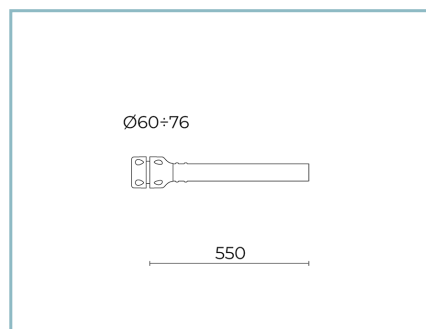
01AK924C0

B4 Double tubular arm

Ø 60 mm with tensioning rod for
poles Ø 60-76 mm poles. L=1500 mm.
Colour: Sablé 100 Noir.

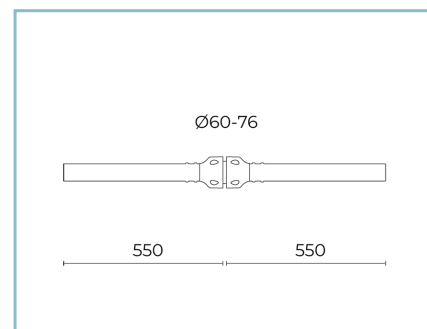
01AK931C0

B11 Machined single arm

for poles Ø 114 mm. L=1000 mm.
Colour: Sablé 100 Noir.

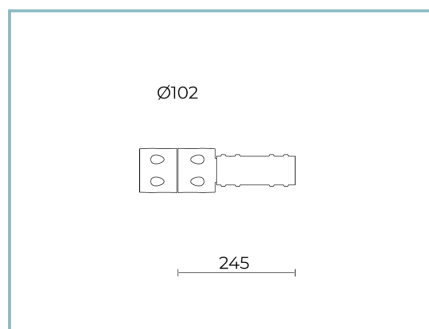
01AK921C0

B1 Single tubular arm

Ø 60 mm for poles Ø 60-76 mm. L=550
mm. Colour: Sablé 100 Noir.

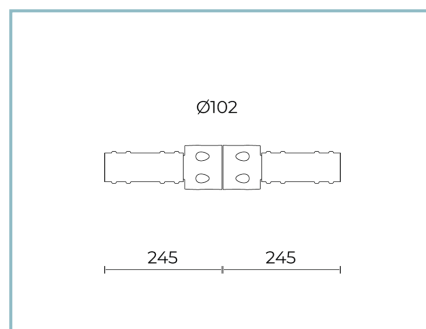
01AK922C0

B2 Double tubular arm

Ø 60 mm for poles Ø 60-76 mm. L=550
mm. Colour: Sablé 100 Noir.

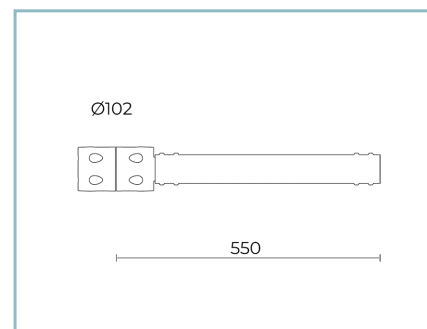
06AK906C0

B154 Single arm

for poles Ø 102 mm. L=245 mm. Colour:
Sablé 100 Noir.

06AK908C0

B156 Double arm

for poles Ø 102 mm. L=245 mm. Colour:
Sablé 100 Noir.

06AK907C0

B155 Single arm

for poles Ø 102 mm. L=550 mm. Colour:
Sablé 100 Noir.

Product Sheet

Rev. 18/07/2024

Flat Link Pole Side

Color Temperature: 3000 K

Type of optics: LA-01 Wide street

01FK3C43931CHM4

Colour: Sablé 100 Noir

**06AK909C0**

B157 Double arm
for poles Ø 102 mm. L=550 mm. Colour:
Sablé 100 Noir.

**01AK925C0**

B5 Single tubular arm
Ø 60 mm with tensioning rod for
poles Ø 60-76 mm poles. L=1000 mm.
Colour: Sablé 100 Noir.

**01AK951C0**

B1-P Tubular wall-mounted arm
Ø 60 mm. L=550 mm. Colour: Sablé 100
Noir.

NOTES***Performance data**

The values indicated in this data sheet are nominal values with a tolerance of +/-7%.

Source flux and source efficiency data refer to the LED module without optics; in case you are interested in the performance of the LED module complete with optical system, you must multiply the data reported by the factor 0.9.

General Data

The characteristics of the product listed may be subject to change and must be confirmed when ordering.

In order to promote constant updating of its products, Cariboni Group reserves the right to make changes without prior notice.