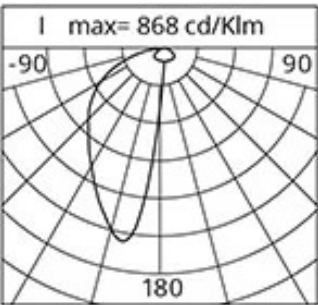
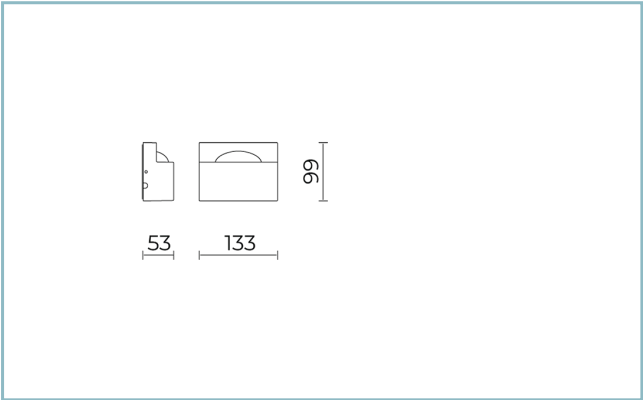


**General Features**

Description:	wall -mounted LED product
Insulation class:	class III
Rated voltage:	24Vdc
Protection Grade:	IP66
Impact protection:	IK07
Power Factor:	> 0.9
Ambient temperature Ta:	-30°C +50°C
Weight:	0.60 kg
Max exposed surface:	0,01 m <sup>2</sup>
Lateral exposed surface:	0,005 m <sup>2</sup>
Driver:	remote (to be ordered separately)
Marks and Certifications:	CE



**Performance Data\***

Source flow:	330 lm
Source power:	4 W
Source efficiency:	83 lm/W
Device flow:	140 lm
Device power:	4 W
Appliance efficiency:	35 lm/W

### Optical System

Source: LED

Color Temperature: 3000 K

Color Rendering Index (CRI):  $\geq 80$

Chromatic consistency (SDCM):  $\leq 3$

Type of optics: AS-D

Optical group life: >100.000h @Ta25°C L80B10

Photobiological safety class: EXEMPT GROUP

### Normative References

EN60598-1 / EN60598-2-5 / EN62471 / EN61547

### Installation and maintenance

Installation: ceiling / wall

Tilt: inclination of up to 5° to compensate for any sloping installation surfaces

Wiring: pre-wiring with outgoing cable L=1,5 m.

Double access point for the power cable: bottom or side.

The side inlet is designed to allow the connection to visible electrical installations, typical of historic facades.

Ø power cable: 3 ÷ 7 mm

Cable Gland: M12x1,5

Replaceable wiring plate: removable by unlocking grub screws

### Flow adjustment

Standard

DALI control

X

### Materials

Body: die-cast aluminium alloy UNI EN AB 47100 (copper content < 1%)

Lenses: high-transparency PMMA

Seals: expanded anti-age silicone foam

Screws: stainless steel AISI 304 and AISI 316

Finish: phospho-chromatation treated and polyester powder-coated in 16 phases to increase weather resistance

### Colors

■ Sablé 100 Noir

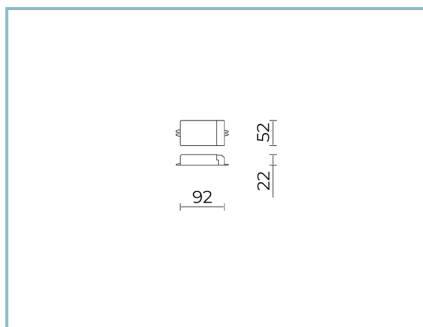
Code: **06EM2A13959CV**

## Complements



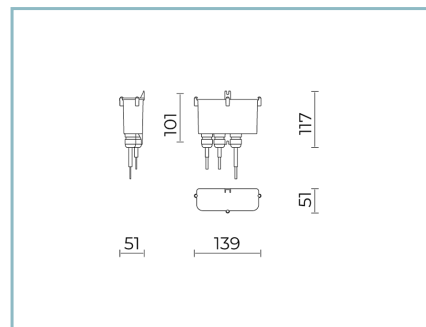
06GC902X0

B165 2-pole connector IP68



06EM900X0

D1 DALI DRIVER  
20W 24V IP20 N.1-4 EMI



06EM901X0

D2 KIT DALI DRIVER  
20W 24V IP67 N.1-4 EMI

## NOTES

### \*Performance data

The values indicated in this data sheet are nominal values with a tolerance of +/-7%.

Source flux and source efficiency data refer to the LED module without optics; in case you are interested in the performance of the LED module complete with optical system, you must multiply the data reported by the factor 0.9.

### General Data

The characteristics of the product listed may be subject to change and must be confirmed when ordering.

In order to promote constant updating of its products, Cariboni Group reserves the right to make changes without prior notice.