



### General Features

Description: urban and public lighting luminaire

Insulation class: class II

Rated voltage: 220-240 V 50/60 Hz

Protection Grade: IP66

Impact protection: IK08

Surge protection device: integrated 10kV-10kA, Type 3, equipped with LED signaling and thermofusible for disconnection at the end of life; impulse withstand CL II 10kV DM

Power Factor: > 0.9

Ambient temperature Ta: -30°C +50°C

Weight: 11.00 kg

Max exposed surface: 0,25 m<sup>2</sup>

Lateral exposed surface: 0,14 m<sup>2</sup>

Common mode surge protection: 10 kV

Overvoltage protection differential mode: 10 kV

Driver: included

Marks and Certifications: ENEC / CE



### Performance Data\*

LED Current:	700 mA
Source flow:	4105 lm
Source power:	24 W
Source efficiency:	171 lm/W
Device flow:	3535 lm
Device power:	27 W
Appliance efficiency:	131 lm/W
Glare Index Category:	D5

**Product Sheet**

Rev. 17/07/24

**Classic Arm Suspension**

Color Temperature: 4000 K

Type of optics: ME-01 Medium street

**01CK4B20032CHM4**

Colour: Sablé 100 Noir

**Optical System**

Source: LED R1

Color Temperature: 4000 K

Color Rendering Index (CRI):  $\geq 70$ Chromatic consistency (SDCM):  $\leq 4$ 

Type of optics: ME-01 Medium street

Optical group life: >130.000h @700mA @Ta25°C TM21  
L80B20, >130.000h @700mA @Ta25°C TM21 L80B10

Photobiological safety class: EXEMPT GROUP

ULOR: 0%

DLOR: 100%

Light intensity category: G\*3

BUG rating: B1-U0-G1

**Normative References**

EN60598-1 / EN60598-2-3 / EN62471

**Installation and maintenance**

Installation: arm / wall suspension

Pole diameter:  $\varnothing$  102 mm $\varnothing$  power cable: 10 ÷ 14 mm

Cable Gland: PG16

Replaceable wiring plate: removable plate

Replaceable optical unit: each LED module is replaceable

Screen opening: glass holder frame opening, fall block

Disconnecter: automatic (with terminal section 2.5 mm<sup>2</sup>)**Flow adjustment**

On request

Virtual Midnight Teaching

X

Constant flow output (CLO)

X

DALI control

X

Mains voltage variation

X

Power line telemanagement (PLC)

X

Wireless remote management

X

**Materials**

Body: die-cast aluminium alloy UNI EN AB 47100 (copper content &lt; 1%), upper dome with aluminium plate turning

Screen: tempered flat glass

Lenses: high-transparency PMMA

Fixing system: die-cast aluminium alloy UNI EN AB 47100 (copper content &lt; 1%)

Seals: expanded anti-age silicone foam

Screws: stainless steel AISI 304

Wiring plate: zinc-plated steel

Finish: phospho-chromatation treated and polyester powder-coated in 16 phases to increase weather resistance

**Colors** Sablé 100 NoirCode: **01CK4B20032CHM4**

**Product Sheet**

Rev. 17/07/24

**Classic Arm Suspension**

Color Temperature: 4000 K

Type of optics: ME-01 Medium street

**01CK4B20032CHM4**

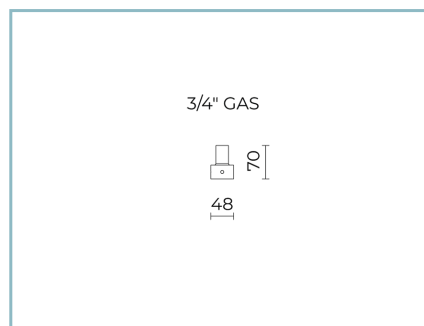
Colour: Sablé 100 Noir

**Complements**

01AK907C0

L16 Male suspension kit

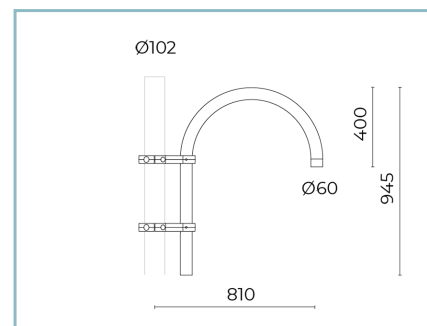
1" 1/2 GAS. Colour: Sablé 100 Noir.



01AK914C0

L17 Male suspension kit

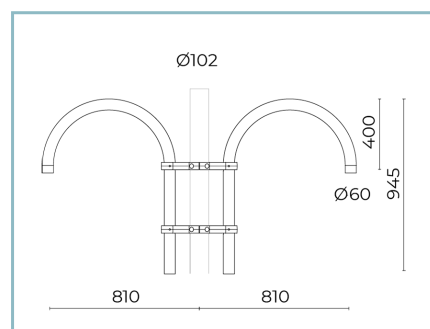
3/4" GAS. Colour: Sablé 100 Noir.



01AK935C0

B15 Single curved arm

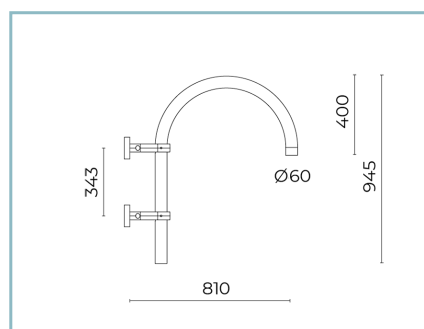
Ø 60 mm for poles Ø 102 mm. L=810 mm. Colour: Sablé 100 Noir.



01AK936C0

B16 Double curved arm

Ø 60 mm for poles Ø 102 mm. L=810 mm. Colour: Sablé 100 Noir.



01AK950C0

B15-P Curved wall-mounted arm

Ø 60 mm. L=840 mm. Colour: Sablé 100 Noir.

**NOTES****\*Performance data**

The values indicated in this data sheet are nominal values with a tolerance of +/-7%.

Source flux and source efficiency data refer to the LED module without optics; in case you are interested in the performance of the LED module complete with optical system, you must multiply the data reported by the factor 0.9.

**General Data**

The characteristics of the product listed may be subject to change and must be confirmed when ordering.

In order to promote constant updating of its products, Cariboni Group reserves the right to make changes without prior notice.