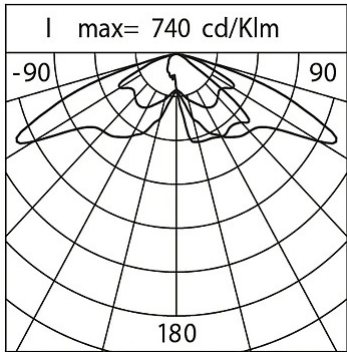




**General Features**

- Description: lantern designed to house the LED technology
- Insulation class: class II
- Rated voltage: 220-240 V 50 Hz
- Protection Grade: IP66
- Impact protection: IK08
- Surge protection device: integrated 10kV-10kA, Type 3, equipped with LED signaling and thermofusible for disconnection at the end of life; impulse withstand CL II 10kV DM
- Power Factor: > 0.90
- Ambient temperature Ta: -30°C +50°C
- Weight: 8.00 kg
- Max exposed surface: 0,19 m<sup>2</sup>
- Lateral exposed surface: 0,09 m<sup>2</sup>
- Common mode surge protection: 10 kV
- Overvoltage protection differential mode: 10 kV
- Driver: included
- Driver lifetime: >100.000 h @ Ta 25°C (0,2% / 1000h)
- Marks and Certifications: ENEC / CE



**Performance Data\***

Source flow:	6910 lm
Source power:	43 W
Source efficiency:	160 lm/W
Device flow:	5460 lm
Device power:	47 W
Appliance efficiency:	116 lm/W
Glare Index Category:	D5

**Optical System**

Source: LED R2
Color Temperature: 2200 K
Color Rendering Index (CRI): $\geq 70$
Chromatic consistency (SDCM): $\leq 3$
Type of optics: LA-03 Wide street
Optical group life: >100.000 h @ Ta 25°C L90B10
Photobiological safety class: EXEMPT GROUP
ULOR: 0%
DLOR: 100%
Light intensity category: G*4

**Normative References**

EN60598-1 / EN60598-2-3 / EN62471 / EN61547
---------------------------------------------

**Installation and maintenance**

Installation: arm suspension
Pole diameter: Ø 102 mm
Fixing: arm or chain suspended - standard on arms with a 3/4" female gas attachment; on Ø 60 mm arms using the required accessory (code 01AG902C0); fastening system (code 01AG903C0) for catenary suspension system.
Ø power cable: 10 ÷ 14 mm
Cable Gland: PG16
Replaceable wiring plate: removable plate
Replaceable optical unit: each LED module is replaceable
Disconnecter: automatic (with terminal section 2.5 mm <sup>2</sup> )
Power supply compartment: independent from the optical system

**Flow adjustment**

On request

Virtual Midnight Teaching	X
Constant flow output (CLO)	X
DALI control	X
Power line telemanagement (PLC)	X
Wireless remote management	X

**Materials**

Body: die-cast aluminium alloy UNI EN AB 47100 (copper content < 1%)
Screen: extra clear tempered flat glass 4 mm
Lenses: high-transparency PMMA
Fixing system: die-cast aluminium alloy UNI EN AB 47100 (copper content < 1%)
Seals: expanded anti-age silicone foam
Screws: stainless steel AISI 304
Wiring plate: zinc-plated steel
Finish: phospho-chromatation treated and polyester powder-coated in 16 phases to increase weather resistance

**Colors**

■ Sablé 100 Noir	Code: <b>01AG3C448117CHM4</b>
------------------	-------------------------------

## Complements



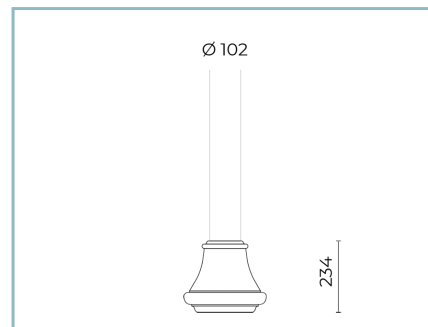
01AG902C0

Fastening adapter 3/4" gas  
for arms UP & DOWN Ø 60 mm.



01AK971C0

Collar for pole  
Ø 127/76 mm. Colour: Sablé 100 Noir.



01AK972C0

Low base  
for poles Ø 102 mm. Colour: Sablé 100  
Noir.



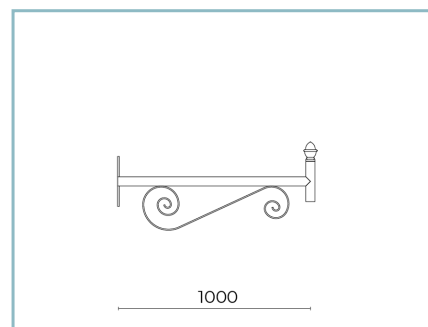
01AK974C0

High base  
for poles Ø 127mm. Colour: Sablé 100  
Noir.



01AG926C0

B66-P Wall-mounted arm  
DOWN L=600 mm. Colour: Sablé 100  
Noir.



01AG927C0

B67-P Wall-mounted arm  
DOWN L=1000 mm. Colour: Sablé 100  
Noir.



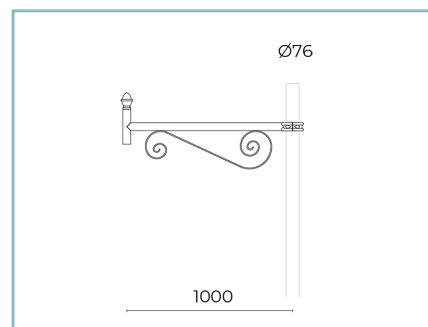
01AG916C0

B66 Single arm DOWN  
for tapered poles Ø 127/76 mm. L=600  
mm. Colour: Sablé 100 Noir.



01AG920C0

B70 Double arm DOWN  
for tapered poles Ø 127/76 mm. L=600  
mm. Colour: Sablé 100 Noir.



01AG917C0

B67 Single arm DOWN  
for tapered poles Ø 127/76 mm. L=1000  
mm. Colour: Sablé 100 Noir.



01AG921C0

B71 Double arm DOWN  
for tapered poles Ø 127/76 mm. L=1000  
mm. Colour: Sablé 100 Noir.



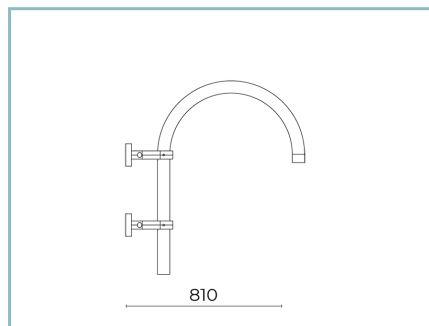
01AG912C0

B62 Single arm DOWN  
for cylindrical poles Ø 102 mm. L=810  
mm. Colour: Sablé 100 Noir.



01AG913C0

B63 Double arm DOWN  
for cylindrical poles Ø 102 mm. L=810  
mm. Colour: Sablé 100 Noir.



01AG923C0

B62-P Curved wall-mounted arm  
DOWN L=810 mm. Colour: Sablé 100  
Noir.

#### NOTES

##### \*Performance data

The values indicated in this data sheet are nominal values with a tolerance of +/-7%.

Source flux and source efficiency data refer to the LED module without optics; in case you are interested in the performance of the LED module complete with optical system, you must multiply the data reported by the factor 0.9.

##### General Data

The characteristics of the product listed may be subject to change and must be confirmed when ordering.

In order to promote constant updating of its products, Cariboni Group reserves the right to make changes without prior notice.