

General Features

- Description: lantern designed to house the LED technology
- Insulation class: class II
- Rated voltage: 220-240 V 50 Hz
- Protection Grade: IP66
- Impact protection: IK08
- Surge protection device: integrated 10kV-10kA, Type 3, equipped with LED signaling and thermofusible for disconnection at the end of life; impulse withstand CL II 10kV DM
- Power Factor: > 0.90
- Ambient temperature Ta: -30°C +50°C
- Weight: 8.00 kg
- Max exposed surface: 0,19 m²
- Lateral exposed surface: 0,09 m²
- Common mode surge protection: 10 kV
- Overvoltage protection differential mode: 10 kV
- Driver: included
- Driver lifetime: >100.000 h @ Ta 25°C (0,2% / 1000h)
- Marks and Certifications: ENEC / CE

Performance Data*

Source flow:	1940 lm
Source power:	9 W
Source efficiency:	215 lm/W
Device flow:	1550 lm
Device power:	12 W
Appliance efficiency:	129 lm/W
Glare Index Category:	D6

Optical System

Source: LED R1
Color Temperature: 3000 K
Color Rendering Index (CRI): ≥ 70
Chromatic consistency (SDCM): ≤ 3
Type of optics: LT-63 Asymmetric beam
Optical group life: >100.000 h @ Ta 25°C L90B10
Photobiological safety class: EXEMPT GROUP
ULOR: 0%
DLOR: 100%
Light intensity category: G*6

Normative References

EN60598-1 / EN60598-2-3 / EN62471 / EN61547

Installation and maintenance

Installation: arm suspension
Pole diameter: Ø 102 mm
Fixing: arm or chain suspended - standard on arms with a 3/4" female gas attachment; on Ø 60 mm arms using the required accessory (code 01AG902C0); fastening system (code 01AG903C0) for catenary suspension system.
Ø power cable: 10 ÷ 14 mm
Cable Gland: PG16
Replaceable wiring plate: removable plate
Replaceable optical unit: each LED module is replaceable
Disconnecter: automatic (with terminal section 2.5 mm ²)
Power supply compartment: independent from the optical system

Flow adjustment

On request

Virtual Midnight Teaching	X
Constant flow output (CLO)	X
DALI control	X
Power line telemanagement (PLC)	X
Wireless remote management	X

Materials

Body: die-cast aluminium alloy UNI EN AB 47100 (copper content < 1%)
Screen: extra clear tempered flat glass 4 mm
Lenses: high-transparency PMMA
Fixing system: die-cast aluminium alloy UNI EN AB 47100 (copper content < 1%)
Seals: expanded anti-age silicone foam
Screws: stainless steel AISI 304
Wiring plate: zinc-plated steel
Finish: phospho-chromatation treated and polyester powder-coated in 16 phases to increase weather resistance

Colors

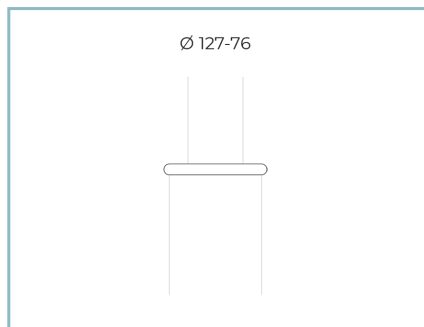
■ Sablé 100 Noir	Code: 01AG3B221915CHM4
------------------	-------------------------------

Complements



01AG902C0

Fastening adapter 3/4" gas
for arms UP & DOWN Ø 60 mm.



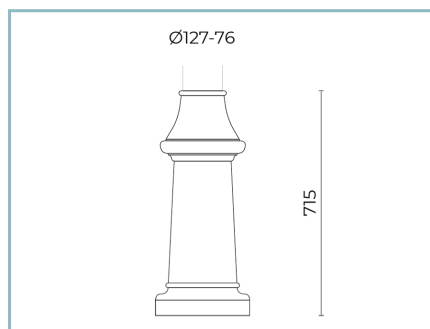
01AK971C0

Collar for pole
Ø 127/76 mm. Colour: Sablé 100 Noir.



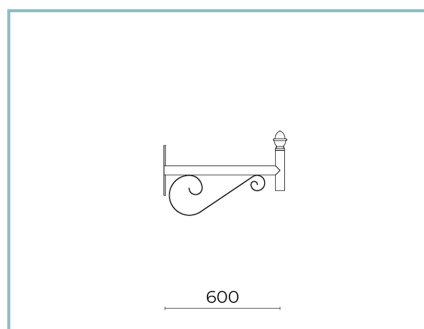
01AK972C0

Low base
for poles Ø 102 mm. Colour: Sablé 100
Noir.



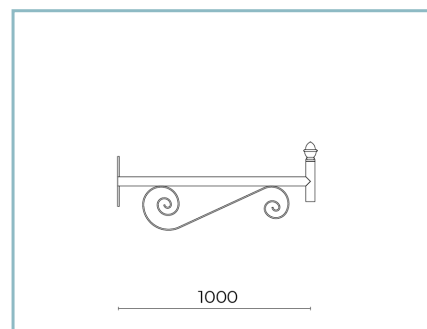
01AK974C0

High base
for poles Ø 127mm. Colour: Sablé 100
Noir.



01AG926C0

B66-P Wall-mounted arm
DOWN L=600 mm. Colour: Sablé 100
Noir.



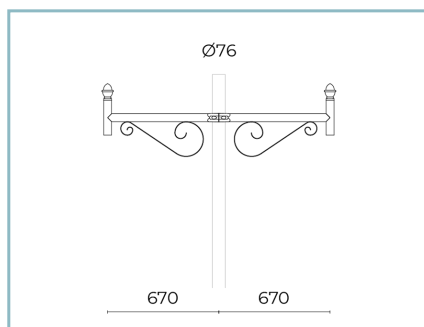
01AG927C0

B67-P Wall-mounted arm
DOWN L=1000 mm. Colour: Sablé 100
Noir.



01AG916C0

B66 Single arm DOWN
for tapered poles Ø 127/76 mm. L=600
mm. Colour: Sablé 100 Noir.



01AG920C0

B70 Double arm DOWN
for tapered poles Ø 127/76 mm. L=600
mm. Colour: Sablé 100 Noir.



01AG917C0

B67 Single arm DOWN
for tapered poles Ø 127/76 mm. L=1000
mm. Colour: Sablé 100 Noir.

Product Sheet

Rev 08/05/2024

Agathos Arm Suspension

Color Temperature: 3000 K

Type of optics: LT-63 Asymmetric beam

01AG3B221915CHM4

Colour: Sablé 100 Noir



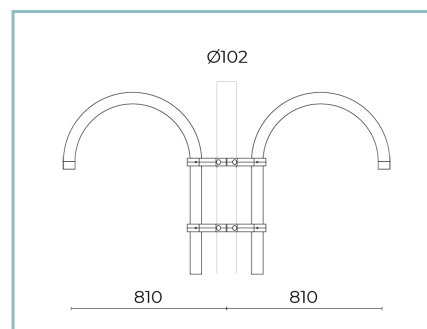
01AG921C0

B71 Double arm DOWN
for tapered poles Ø 127/76 mm. L=1000
mm. Colour: Sablé 100 Noir.



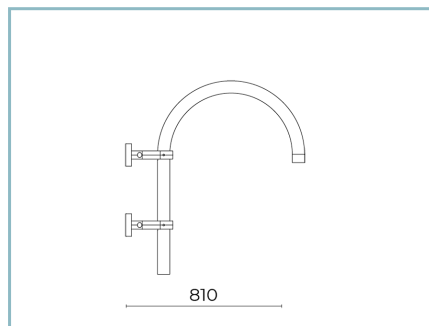
01AG912C0

B62 Single arm DOWN
for cylindrical poles Ø 102 mm. L=810
mm. Colour: Sablé 100 Noir.



01AG913C0

B63 Double arm DOWN
for cylindrical poles Ø 102 mm. L=810
mm. Colour: Sablé 100 Noir.



01AG923C0

B62-P Curved wall-mounted arm
DOWN L=810 mm. Colour: Sablé 100
Noir.

NOTES

*Performance data

The values indicated in this data sheet are nominal values with a tolerance of +/-7%.

Source flux and source efficiency data refer to the LED module without optics; in case you are interested in the performance of the LED module complete with optical system, you must multiply the data reported by the factor 0.9.

General Data

The characteristics of the product listed may be subject to change and must be confirmed when ordering.

In order to promote constant updating of its products, Cariboni Group reserves the right to make changes without prior notice.